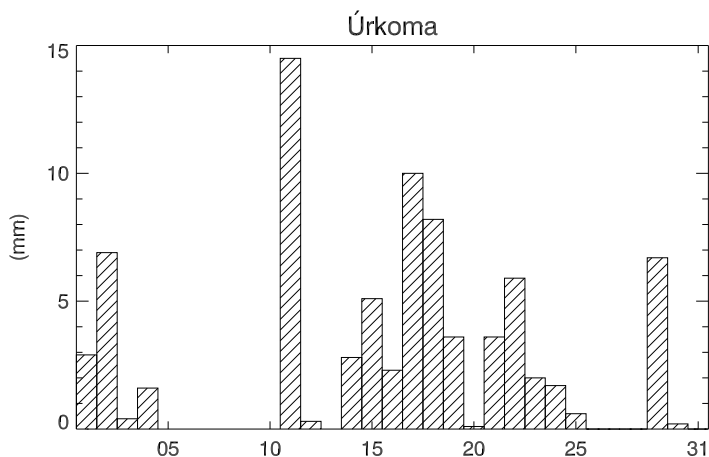
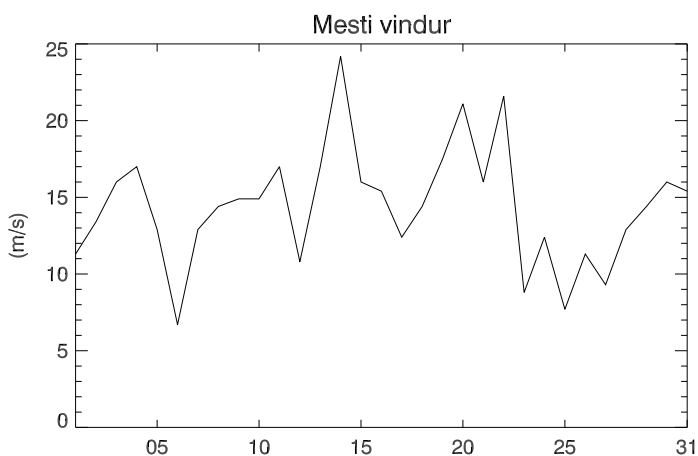
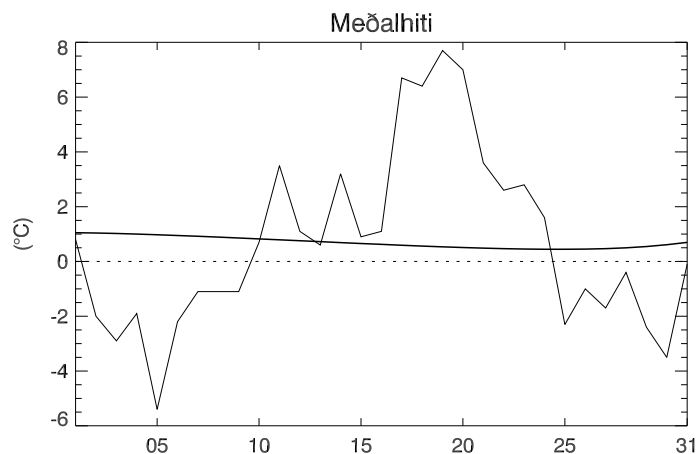


Dagur	Meðalhiti (°C)	Hámark (°C)	Lágmark (°C)	Úrkoma (mm)	Úrkomutegund	Snjódýpt (cm)	Snjöhula (0-4)	Sólskin (klst)	Meðalvindur (m/s)	Mesti vindur (m/s)	Hviða (m/s)
1	0.8	2.7	-1.3	2.9		5	2		4.9	11.3	14.9
2	-2.0	3.7	-3.7	6.9		2	2		7.5	13.4	19.6
3	-2.9	-0.4	-6.1	0.4	sn		2		8.7	16.0	19.6
4	-1.9	2.2	-4.6	1.6	sn	5	4		10.2	17.0	21.6
5	-5.4	2.2	-9.3			1	2		3.7	12.9	17.0
6	-2.2	0.7	-7.7			1	2		3.4	6.7	7.7
7	-1.1	2.5	-2.5			1	2		7.3	12.9	16.0
8	-1.1	1.3	-2.2			1	2		11.7	14.4	18.0
9	-1.1	0.6	-2.8			1	2		11.3	14.9	19.6
10	0.7	2.2	-2.9				0		7.7	14.9	20.1
11	3.5	5.4	1.2	14.5			2		7.1	17.0	25.2
12	1.1	4.0	0.5	0.3	ri		2		6.6	10.8	14.4
13	0.6	2.4	-1.7				2		10.7	17.0	21.6
14	3.2	5.5	-0.8	2.8			2		15.2	24.2	33.5
15	0.9	4.3	-1.3	5.1		1	2		10.1	16.0	22.1
16	1.1	3.8	-2.0	2.3	sn	2	2		5.4	15.4	18.5
17	6.7	7.5	1.8	10.0			2		8.8	12.4	16.5
18	6.4	8.1	6.0	8.2	ri		0		6.1	14.4	19.0
19	7.7	8.5	4.1	3.6	ri		0		13.7	17.5	22.7
20	7.0	8.4	5.1	0.1	ri		0		12.7	21.1	26.3
21	3.6	7.4	1.7	3.6	ri		0		10.3	16.0	22.1
22	2.6	4.2	0.4	5.9			0		9.8	21.6	28.3
23	2.8	4.6	0.6	2.0			2		4.6	8.8	11.8
24	1.6	4.4	1.3	1.7			0		8.2	12.4	16.0
25	-2.3	2.2	-3.1	0.6	sl		0		5.0	7.7	9.8
26	-1.0	1.1	-3.7	0.0	sn		2		7.9	11.3	17.0
27	-1.7	1.0	-3.2	0.0	sn		0		5.0	9.3	12.4
28	-0.4	3.7	-3.8	0.0	sn		0		6.3	12.9	16.5
29	-2.4	3.7	-3.5	6.7			2		7.9	14.4	17.5
30	-3.5	2.5	-5.9	0.2	sn		0		11.6	16.0	21.1
31	-0.1	2.2	-3.2	0.0	sn		0		10.5	15.4	20.1



Meðalhiti = 0.7 °C
 Frávik frá meðaltali 1961-90 = -0.0 °C
 Meðalhámarkshiti = 3.6 °C
 Meðallágmarkshiti = -1.7 °C
 Úrkomumagn = 79.4 mm
 Hlutfall úrkomu af meðaltali 1961-90 = 79.2 %
 Meðalvindhraði = 8.4 m/s
 Sólskinsstundir = NaN klst