

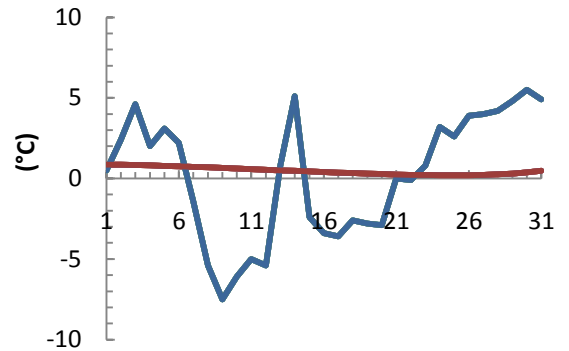
Veðurfarsýrlit

Reykjavík mars 2011

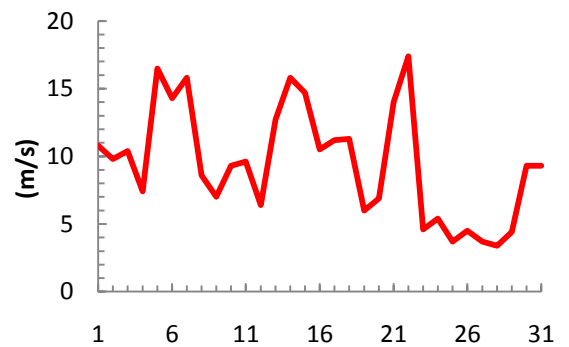
dagur	meðalhiti (°C)	Hámark (°C)	Lágmark (°C)	Úrkoma (mm)	Úrkomutegund	Snjódýpt (cm)	Snjójúla (0-4)	Sólskin (klst)	Meðalvindur (m/s)	Mesti vindur (m/s)	Hviða (m/s)
1	0.5	3.6	-0.6	2.5	sn	1	2	0	3.9	10.8	19.3
2	2.4	3.6	0.2	15.1	sl	4	4	0.9	5.9	9.8	15.5
3	4.6	7.4	2.5	2.7	ri	0	0	0	4.5	10.4	18.4
4	2	5.8	1.3	0		0	0	7.6	4.4	7.4	12.4
5	3.1	6.6	-2.5	0		0	0	0	8.1	16.5	25.9
6	2.2	8.2	0	10.5	ri	0	0	2.3	10.2	14.3	24.6
7	-1.4	4.1	-2.4	4.1	sl	1	4	1.5	7.2	15.8	27.1
8	-5.4	-1.2	-7.3	12.9	sn	18	4	3.2	4.1	8.6	12.1
9	-7.5	-3.9	-10	1.1	sn	15	4	9.4	4.3	7	12.1
10	-6.1	-3	-9.4			12	4	6.2	5	9.3	15.6
11	-5	-3.1	-5.8	0.5	sn	8	4	3	6.1	9.6	15.4
12	-5.4	-1.6	-9.8	0		7	4	9	2.1	6.4	9.6
13	0.8	2.7	-13	2.8	sn	10	4	0	5.2	12.7	21
14	5.1	7.3	1.5	7	sl	0	0	0.5	11	15.8	25.3
15	-2.4	7.3	-3.5	7	sl	1	4	2.6	9	14.7	25.6
16	-3.4	-1.3	-3.6	1.8	sn	3	4	0.2	4.5	10.5	16.8
17	-3.6	-1	-7.5	1.6	sn	3	4	2.6	4.7	11.2	17.4
18	-2.6	-0.6	-5	0.8	sn	5	4	3.6	6.1	11.3	17.9
19	-2.8	1.2	-3.5	5.8	sn	13	4	2.3	2.6	6	10
20	-2.9	2.9	-10	0		9	4	0.7	3.3	6.9	11
21	0	3.5	-1.1	0.5	sn	8	2	2.7	6.5	14	21
22	-0.1	3.2	-3.2	3.4	sn	10	4	2.3	5.4	17.4	25.1
23	0.8	2.7	-0.5	1.1	sn	11	4	0.1	2.5	4.6	7.3
24	3.2	5	0	0.3	sl	9	4	0	2.8	5.4	8.4
25	2.6	6	2	8.9	ri	4	2	0	1.9	3.7	5.7
26	3.9	5.8	0	0.8	ri	2	2	0	2.1	4.5	7
27	4	5.9	4	0.4	ri	0	0	0	2.3	3.7	5.8
28	4.2	6.2	3.1	0.4	sl	0	0	0	2	3.4	5.1
29	4.8	8.5	3.5	2.1	ri	0	0	1.3	1.7	4.4	6.7
30	5.5	7.8	3.4	0.3	ri	0	0	0	5.1	9.3	14.5
31	4.9	7.9	3.6	7.1	ri	0	0	3	5	9.3	15

Meðalhiti (°C)	0.2
Frávik frá meðaltali 1961 - 1990 (°C)	0.4
Meðalhámarkshiti (°C)	3.5
Meðallágmarkshiti (°C)	-2.4
Úrkomumagn (mm)	101.5
Hlutfall úrkomu af meðaltali 1961-1990 (%)	129.0
Meðalvindhraði (m/s)	4.8
Sólskinsstundir (klst)	65.0

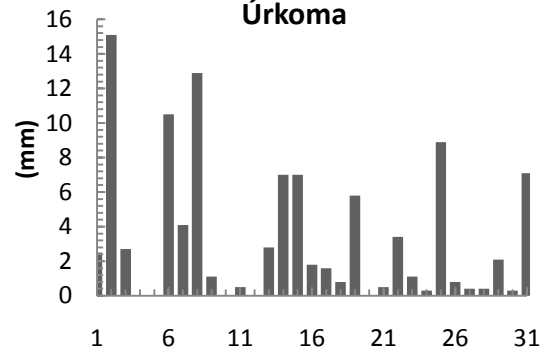
Meðalhiti



Mesti vindur



Úrkoma



Sólskin

