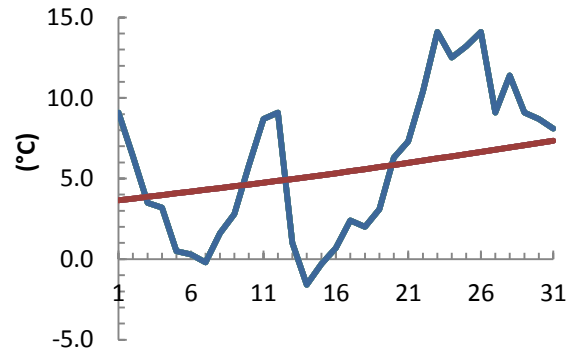


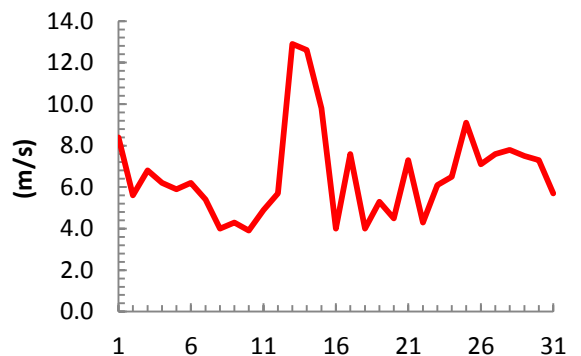
dagur	meðalhiti (°C)	Hámark (°C)	Lágmark (°C)	Úrkoma (mm)	Úrkomutegund	Snjódýpt (cm)	Snjóhula (0-4)	Sólskin (klst)	Meðalvindur (m/s)	Mesti vindur (m/s)	Hviða (m/s)
1	9.1	14.3	2.2			0	0	10.9	3.8	8.4	17.6
2	6.4	12.5	5.8			0	0	1.8	2.3	5.6	8.4
3	3.5	6.8	2.5	0.4	ri	0	0	14.6	3.8	6.8	9.5
4	3.2	9.4	-3.0			0	0	13.0	2.8	6.2	11.4
5	0.5	6.2	-1.1	0.0		0	0	1.7	3.2	5.9	8.7
6	0.3	2.9	-1.0	0.0		0	0	12.2	3.5	6.2	10.6
7	-0.2	3.1	-4.6			0	0	6.4	2.5	5.4	8.0
8	1.6	4.3	-2.1	0.0		0	0	1.6	1.4	4.0	6.0
9	2.8	6.8	-2.6	0.0		0	0	14.2	2.0	4.3	6.2
10	5.8	10.1	-0.6			0	0	3.5	2.1	3.9	6.9
11	8.7	11.6	5.5			0	0	0.7	2.3	4.9	11.9
12	9.1	12.9	7.5	0.0		0	0	3.5	3.0	5.7	8.9
13	1.0	9.1	-0.9	1.5	ri	0	0	0.3	8.3	12.9	18.4
14	-1.6	0.3	-2.9	5.6	sl	4	4	0.5	9.8	12.6	18.3
15	-0.3	2.0	-2.2	2.1	sn	4	4	8.2	6.2	9.8	15.2
16	0.7	4.0	-2.8	0.9	sn	0	2	12.3	2.2	4.0	6.2
17	2.4	6.3	-0.4			0	2	8.4	3.3	7.6	11.8
18	2.0	7.0	-3.6			0	0	16.5	1.8	4.0	8.6
19	3.1	7.5	-2.2			0	0	16.5	2.0	5.3	8.3
20	6.3	11.8	-1.5			0	0	16.6	2.0	4.5	8.8
21	7.3	11.8	2.9			0	0	8.4	3.0	7.3	12.3
22	10.4	13.6	6.1	0.0		0	0	3.1	2.3	4.3	8.9
23	14.1	18.8	8.2	0.0		0	0	9.4	3.4	6.1	12.3
24	12.5	16.8	9.0	1.9	ri	0	0	5.1	3.7	6.5	14.8
25	13.2	17.4	10.0	0.0		0	0	10.0	5.5	9.1	16.4
26	14.1	18.0	11.0			0	0	7.4	4.0	7.1	13.0
27	9.1	17.0	8.0	0.0		0	0	14.6	3.8	7.6	10.9
28	11.4	20.1	4.4			0	0	15.1	3.0	7.8	11.2
29	9.1	13.5	3.8			0	0	17.3	3.1	7.5	9.8
30	8.7	13.5	3.4			0	0	16.0	3.3	7.3	10.5
31	8.1	12.5	4.7			0	0	17.6	3.0	5.7	9.0

Meðalhiti (°C)	5.9
Frávik frá meðaltali 1961 - 1990 (°C)	0.4
Meðalhámarkshiti (°C)	10.4
Meðallágmarkshiti (°C)	2.1
Úrkomumagn (mm)	12.4
Hlutfall úrkomu af meðaltali 1961-1990 (%)	63.9
Meðalvindhraði (m/s)	3.4
Sólskinsstundir (klst)	287.4

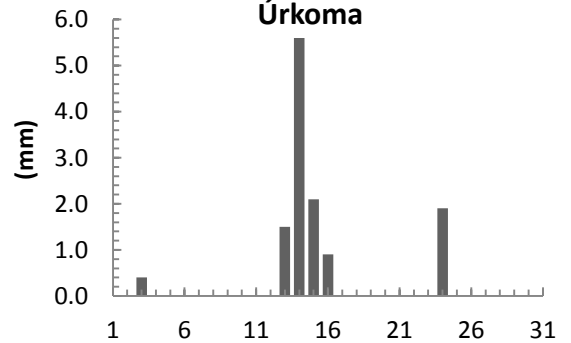
### Meðalhiti



### Mesti vindur



### Úrkoma



### Sólskin

