Veðurfarsyfirlit

Höfn í Hornafirði júní 2012

dagur	meðalhiti (°C)	Hámark (°C)	Lágmark (°C)	Úrkoma (mm)	Úrkomutegund	Snjódýpt (cm)	Snjóhula (0-4)	Sólskin (klst)	Meðalvindur (m/s)	Mesti vindur (m/s)	Hviða (m/s)
1	8.6	13.0	3.2			0	0		3.8	6.5	
2	8.6	11.0	4.2			0	0		4.3	9.0	
3	8.2	10.0	6.2			0	0		3.4	6.5	
4	5.3	9.5	4.2			0	0		5.5	6.5	
5	5.9	8.4	2.2	1.5	ri	0	0		5.0	10.2	
6	7.0	9.0	5.7			0	0		7.6	9.0	
7	7.0	9.5	5.2	1.2	ri	0	0		7.2	9.0	
8	7.8	10.0	5.7	0.2	ri	0	0		7.4	12.0	
9	6.7	9.5	4.2			0	0		6.4	9.0	
10	6.1	9.5	4.2			0	0		6.1	9.0	
11	5.3	8.0	3.5			0	0		3.8	6.5	
12	5.8	8.0	3.2			0	0		3.8	4.5	
13	6.8	9.5	4.5			0	0		1.9	4.5	
14	7.7	11.5	6.1	0.4	ri	0	0		3.9	6.5	
15	6.8	9.5	4.1	0.2	ri	0	0		3.4	4.5	
16	6.6	9.5	3.7	4.1	ri	0	0		4.5	6.5	
17	8.3	11.0	4.7	0.2	ri	0	0		3.6	6.5	
18	7.2	11.0	4.1			0	0		2.3	4.5	
19	7.3	9.0	6.1	0.2	ri	0	0		3.6	6.5	
20	8.7	11.5	6.2	2.2	ri	0	0		5.9	9.0	
21	9.3	12.0	6.7	1.3	ri	0	0		2.4	6.5	
22	10.8	13.0	8.2	0.7	ri	0	0		5.1	6.5	
23	9.2	14.5	6.0			0	0		4.2	6.5	
24	9.1	12.0	5.7	0.1	ri	0	0		2.9	4.5	
25	9.7	12.0	7.7	0.1	ri	0	0		3.7	4.5	
26	10.8	13.0	8.2			0	0		1.7	4.5	
27	11.5	13.5	9.7	0.2	ri	0	0		3.2	4.5	
28	9.1	13.0	7.2			0	0		4.3	6.5	
29	9.2	12.0	6.7			0	0		4.9	6.5	
30	8.1	11.0	5.7			0	0		5.6	9.0	

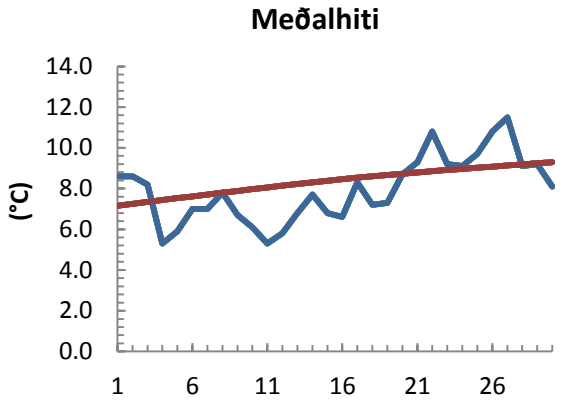

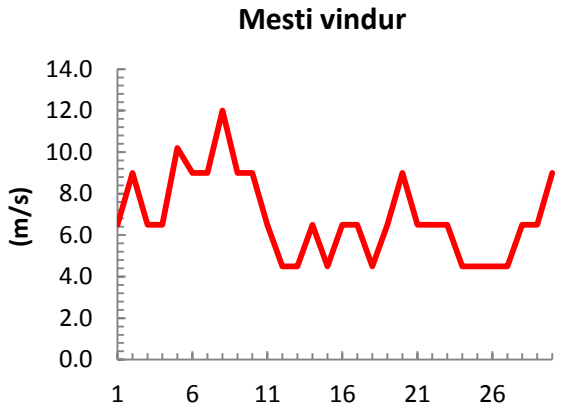

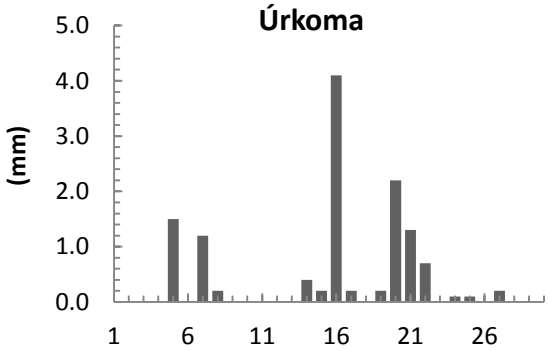

Meðalhiti (°C)	8.0
Frávik frá meðaltali 1961 - 1990 (°C)	-0.5
Meðalhámarkshiti (°C)	10.8
Meðallágmarkshiti (°C)	5.4
Úrkomumagn (mm)	12.6
Hlutfall úrkomu af meðaltali 1961-1990 (%)	17.6
Meðalvindhraði (m/s)	4.4