

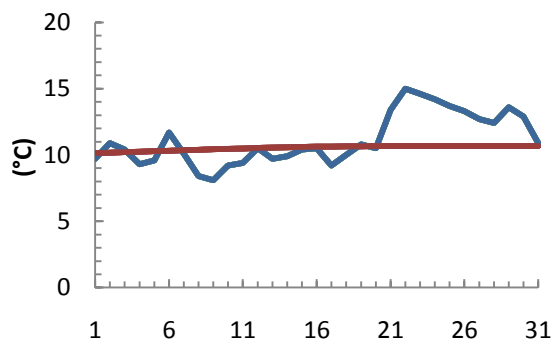
Veðurfarsýfirlit

Akureyri júlí 2010

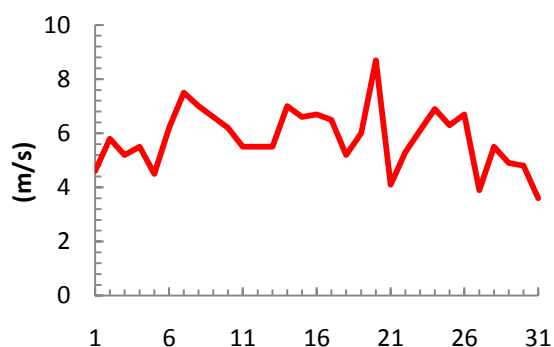
dagur	meðalhiti (°C)	Hámark (°C)	Lágmark (°C)	Úrkoma (mm)	Úrkomutegund	Snjódýpt (cm)	Snjöhula (0-4)	Sólskin (klst)	Meðalvindur (m/s)	Mesti vindur (m/s)	Hviða (m/s)
1	9.7	16.0	8.8			0	0	0.0	1.8	4.6	9.6
2	10.9	12.9	8.8	3.7	ri	0	0	2.2	2.9	5.8	8.3
3	10.4	13.2	8.7	0.4	sl	0	0	0.0	3.2	5.2	7.8
4	9.3	13.5	9.0	7.1	ri	0	0	0.0	3.2	5.5	8.3
5	9.6	11.3	7.5	7.5	ri	0	0	0.0	2.5	4.5	6.4
6	11.7	13.9	9.1	1.5	ri	0	0	1.7	2.9	6.2	10.2
7	10.1	14.5	9.3	6.1	ri	0	0	0.4	3.7	7.5	14.3
8	8.4	11.0	8.5	10.2	ri	0	0	0.0	5.2	7.0	12.0
9	8.1	10.0	7.0	0.8	ri	0	0	0.3	4.2	6.6	10.1
10	9.2	11.6	6.2	0.0		0	0	1.0	2.0	6.2	9.1
11	9.4	11.0	8.0	2.2	ri	0	0	0.3	2.6	5.5	8.0
12	10.5	14.8	8.0	3.9	ri	0	0	3.5	1.2	5.5	8.4
13	9.7	13.2	7.6	2.5	ri	0	0	0.6	3.0	5.5	8.2
14	9.9	12.8	8.5			0	0	0.0	3.7	7.0	10.6
15	10.4	13.5	8.0	0.1	ri	0	0	10.1	2.9	6.6	9.3
16	10.5	13.7	7.5			0	0	14.9	3.3	6.7	11.2
17	9.2	12.7	7.6			0	0	0.0	3.1	6.5	9.4
18	10.0	12.8	9.1	0.5	ri	0	0	4.0	2.1	5.2	7.2
19	10.8	14.0	8.4	0.1	ri	0	0	13.2	2.2	6.0	8.1
20	10.5	16.0	5.8			0	0	16.7	3.7	8.7	13.9
21	13.4	19.6	7.6			0	0	14.6	1.3	4.1	6.4
22	15.0	20.6	9.8			0	0	10.3	1.7	5.3	7.3
23	14.6	19.8	11.6			0	0	14.1	2.8	6.1	8.6
24	14.2	19.5	10.6			0	0	7.9	2.5	6.9	9.5
25	13.7	18.0	9.5			0	0	11.2	1.7	6.3	8.7
26	13.3	17.0	10.6			0	0	6.2	2.4	6.7	9.4
27	12.7	14.6	11.1	0.1	ri	0	0	0.0	1.9	3.9	6.1
28	12.4	14.5	11.4	0.3	ri	0	0	4.3	2.6	5.5	7.7
29	13.6	15.8	11.4			0	0	0.5	1.6	4.9	6.6
30	12.9	16.4	12.8			0	0	0.0	2.0	4.8	6.8
31	10.9	13.8	10.0			0	0	0.0	1.8	3.6	6.5

Meðalhiti (°C)	11.1
Frávik frá meðaltali 1961 - 1990 (°C)	0.6
Meðalhámarkshiti (°C)	14.6
Meðallágmarkshiti (°C)	9.0
Úrkomumagn (mm)	47.0
Hlutfall úrkomu af meðaltali 1961-1990 (%)	142.3
Meðalvindhraði (m/s)	2.6
Sólskinsstundir (klst)	138.0

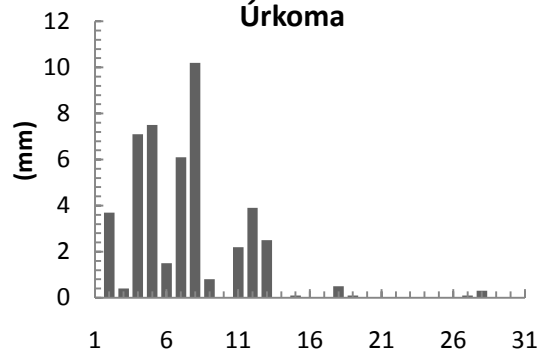
Meðalhiti



Mesti vindur



Úrkoma



Sólskin

