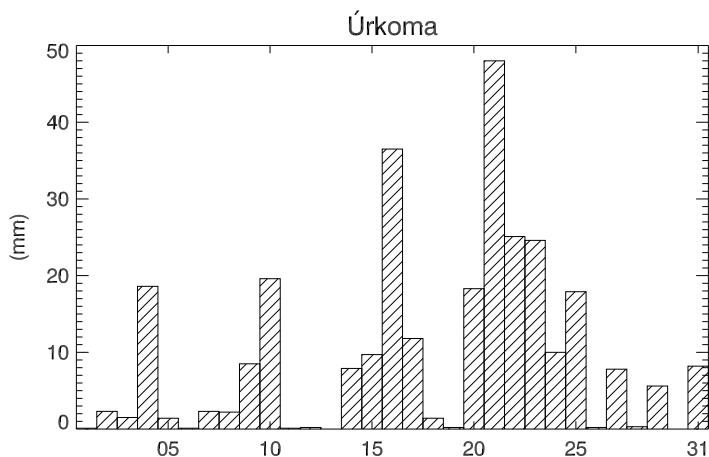
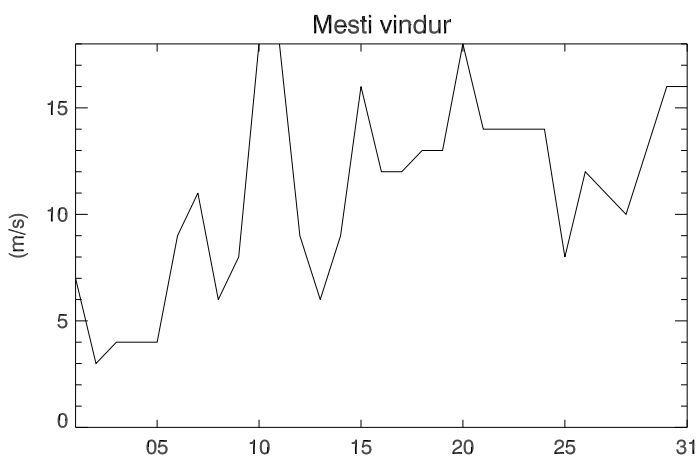
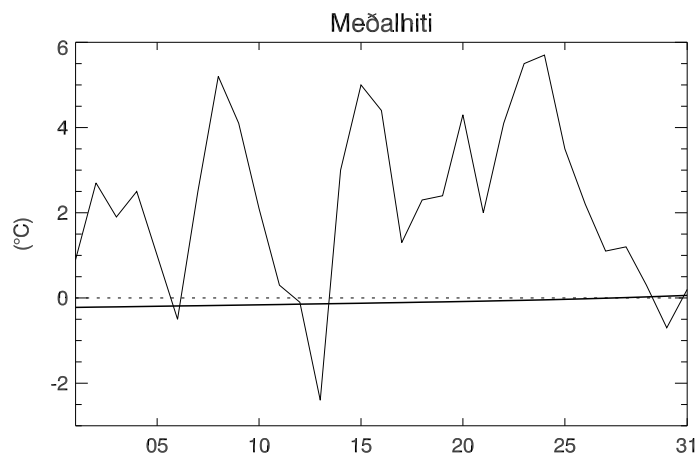


Dagur	Meðalhiti (°C)	Hámark (°C)	Lágmark (°C)	Úrkoma (mm)	Úrkomutegund	Snjódýpt (cm)	Snjóhula (0-4)	Sólskin (klst)	Meðalvindur (m/s)	Mesti vindur (m/s)	Hviða (m/s)
1	0.9	1.7	-0.9	0.1	sn				4.4	7.0	
2	2.7	5.1	0.9	2.3					1.4	3.0	
3	1.9	4.2	0.9	1.5	ri				1.9	4.0	
4	2.5	4.0	0.3	18.6					2.8	4.0	
5	1.0	4.7	-1.1	1.4	ri				2.7	4.0	
6	-0.5	1.8	-1.5	0.1	sn		2		4.9	9.0	
7	2.5	6.0	-1.5	2.3	sn	3	4		4.6	11.0	
8	5.2	8.8	2.3	2.2	ri				2.2	6.0	
9	4.1	8.1	1.9	8.5	ri				4.8	8.0	
10	2.1	7.0	0.8	19.6	ri				10.4	18.0	
11	0.3	1.9	-2.2	0.1	ri				8.1	18.0	
12	-0.1	2.3	-1.5	0.2	sn				5.3	9.0	
13	-2.4	-0.1	-4.6						5.0	6.0	
14	3.0	4.2	-2.8	7.9		5	4		7.1	9.0	
15	5.0	6.7	2.0	9.7					11.4	16.0	
16	4.4	7.7	3.1	36.5					7.1	12.0	
17	1.3	6.1	-0.8	11.8	ri				5.1	12.0	
18	2.3	3.5	-1.5	1.4	sl		2		8.1	13.0	
19	2.4	4.0	-0.9	0.2	sl				5.2	13.0	
20	4.3	5.6	1.7	18.3					14.1	18.0	
21	2.0	4.7	0.7	48.0					6.7	14.0	
22	4.1	5.7	1.4	25.1					10.5	14.0	
23	5.5	7.0	2.7	24.6	ri				12.8	14.0	
24	5.7	7.4	3.7	10.0	ri				11.1	14.0	
25	3.5	6.4	2.8	17.9	ri				4.6	8.0	
26	2.2	4.2	-0.3	0.2	ri				5.4	12.0	
27	1.1	5.8	0.5	7.8	ri				4.5	11.0	
28	1.2	3.9	-2.2	0.3			2		5.7	10.0	
29	0.3	3.7	-1.1	5.6					6.2	13.0	
30	-0.7	2.1	-3.3						6.5	16.0	
31	0.2	2.9	-0.9	8.2			2		7.4	16.0	



Meðalhiti = 2.2 °C
 Frávik frá meðaltali 1961-90 = 2.2 °C
 Meðalhámarkshiti = 4.7 °C
 Meðallágmarkshiti = -0.0 °C
 Úrkomumagn = 290.4 mm
 Hlutfall úrkomu af meðaltali 1961-90 = 221.0 %
 Meðalvindhraði = 6.4 m/s
 Sólskinsstundir = NaN klst