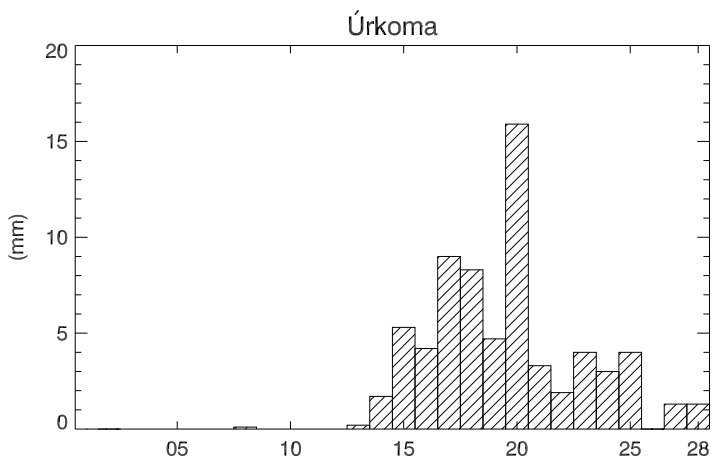
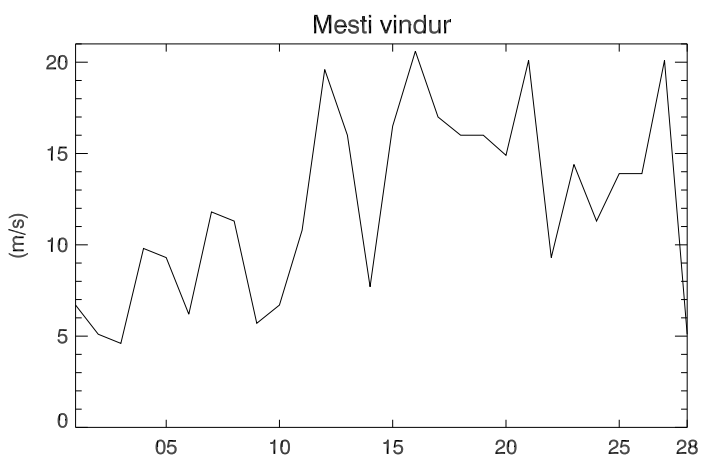
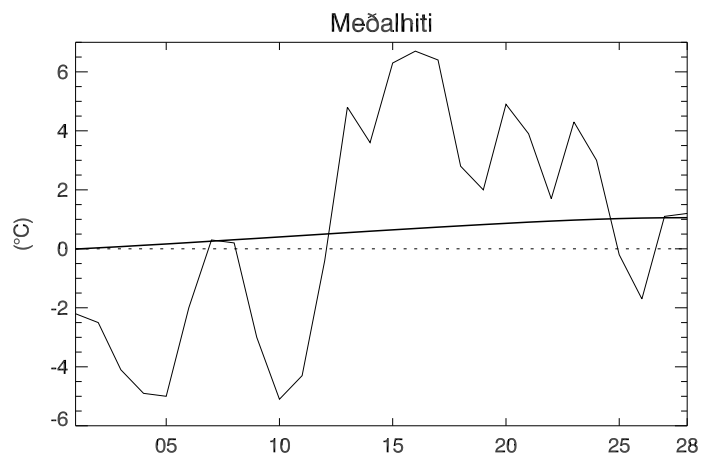


Dagur	Meðalhiti (°C)	Hámark (°C)	Lágmark (°C)	Úrkoma (mm)	Úrkomutegund	Snjóþýpt (cm)	Snjóhula (0-4)	Sólskin (klst)	Meðalvindur (m/s)	Mesti vindur (m/s)	Hviða (m/s)
1	-2.2	0.0	-3.5			10	4		3.5	6.7	8.2
2	-2.5	-0.3	-3.9	0.0	sn	10	4		3.2	5.1	6.2
3	-4.1	0.1	-5.4			10	4		2.8	4.6	5.7
4	-4.9	-1.0	-8.1			10	4		5.9	9.8	12.9
5	-5.0	-3.4	-7.7			10	4		4.7	9.3	11.8
6	-2.0	-0.4	-5.6			10	4		3.0	6.2	8.8
7	0.3	1.7	-2.0			7	4		8.6	11.8	16.5
8	0.2	2.7	-0.7	0.1		5	4		7.1	11.3	15.4
9	-3.0	0.2	-3.1			4	4		3.2	5.7	6.7
10	-5.1	-1.8	-7.3			4	2		2.9	6.7	8.8
11	-4.3	-0.5	-7.4			4	2		5.9	10.8	13.9
12	-0.4	2.7	-4.3			4	2		11.1	19.6	25.7
13	4.8	7.5	1.0	0.2		0	2		10.7	16.0	23.2
14	3.6	5.8	1.6	1.7	ri				4.9	7.7	10.3
15	6.3	8.0	1.8	5.3	ri		2		8.9	16.5	23.7
16	6.7	8.2	5.0	4.2	ri				8.6	20.6	28.8
17	6.4	8.2	4.0	9.0	ri				11.6	17.0	23.2
18	2.8	8.0	1.5	8.3					10.2	16.0	20.1
19	2.0	3.7	1.1	4.7		2	2		8.1	16.0	21.1
20	4.9	7.6	1.3	15.9	ri				6.2	14.9	17.0
21	3.9	7.2	1.3	3.3	ri				10.2	20.1	25.7
22	1.7	2.7	0.6	1.9					3.6	9.3	12.4
23	4.3	6.8	1.6	4.0	ri				7.2	14.4	23.7
24	3.0	5.6	1.4	3.0	ri				6.4	11.3	14.9
25	-0.2	4.6	-0.6	4.0	ri				10.1	13.9	18.0
26	-1.7	0.3	-5.0	0.0	sn				7.4	13.9	20.1
27	1.1	2.9	-0.9	1.3	sn	8	2		5.8	20.1	24.7
28	1.2	4.6	-1.3	1.3			0		2.2	5.1	6.7



Meðalhiti = 0.6 °C  
 Frávik frá meðaltali 1961-90 = 0.0 °C  
 Meðalhámarkshiti = 3.3 °C  
 Meðallágmarkshiti = -1.6 °C  
 Úrkomumagn = 68.2 mm  
 Hlutfall úrkomu af meðaltali 1961-90 = 73.7 %  
 Meðalvindhraði = 6.6 m/s  
 Sólskinsstundir = NaN klst