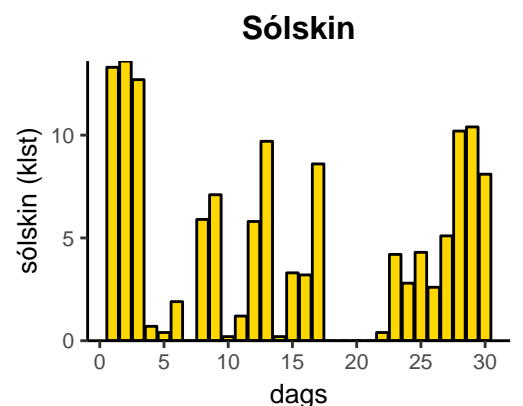
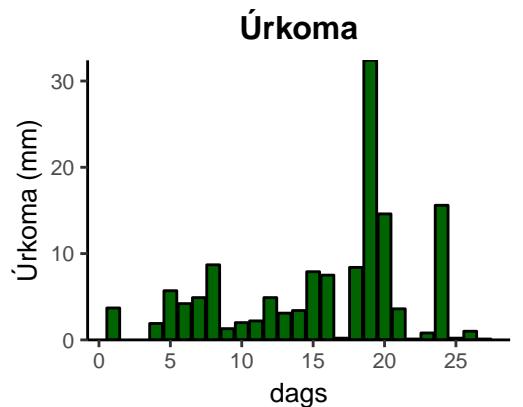
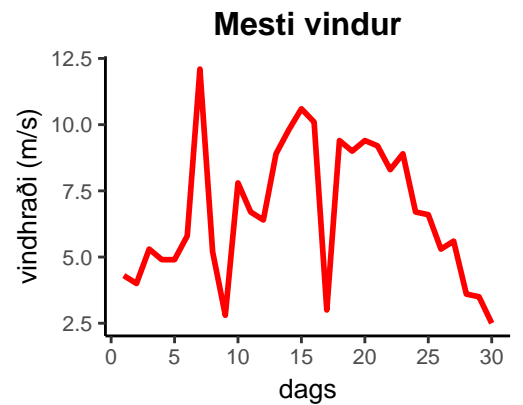
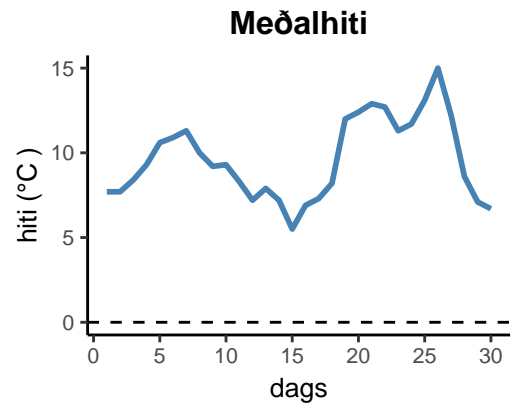


dagur	meðalhiti (°C)	hámark (°C)	lágmark (°C)	úrkoma (mm)	úrkomutegund	snjódýpt	snjöhula (0-4)	sólskin (klst)	meðalvindur (m/s)	mesti vindur (m/s)	hviða (m/s)
1	7.7	10.7	3.6	3.7	ri	0	0	13.3	2.3	4.3	7.0
2	7.7	13.3	2.9	0.0		0	0	13.6	1.6	4.0	7.5
3	8.4	13.5	2.9	0.0		0	0	12.7	2.0	5.3	10.3
4	9.3	12.3	6.8	1.9	ri	0	0	0.7	1.9	4.9	8.1
5	10.6	12.8	8.8	5.7	ri	0	0	0.4	2.5	4.9	8.3
6	10.9	13.2	9.6	4.2	ri	0	0	1.9	2.4	5.8	10.0
7	11.3	13.6	9.9	4.9	ri	0	0	0.0	5.6	12.1	19.9
8	10.0	12.9	8.2	8.7	ri	0	0	5.9	2.7	5.2	8.6
9	9.2	13.5	6.5	1.3	ri	0	0	7.1	1.4	2.8	4.9
10	9.3	11.6	8.0	2.0	ri	0	0	0.2	3.3	7.8	14.1
11	8.3	11.3	7.8	2.2	ri	0	0	1.2	3.5	6.7	12.2
12	7.2	10.6	5.2	4.9	ri	0	0	5.8	3.0	6.4	10.6
13	7.9	10.7	5.2	3.1	ri	0	0	9.7	4.8	8.9	15.6
14	7.2	11.0	6.2	3.4	ri	0	0	0.2	6.6	9.8	18.3
15	5.5	9.5	1.9	7.9	ri	0	0	3.3	6.1	10.6	19.2
16	6.9	9.5	2.8	7.5	ri	0	0	3.2	4.2	10.1	18.0
17	7.3	11.0	4.1	0.2	ri	0	0	8.6	1.7	3.0	5.3
18	8.2	10.0	5.3	8.4	ri	0	0	0.0	5.4	9.4	16.3
19	12.0	13.1	9.8	32.4	ri	0	0	0.0	6.3	9.0	15.6
20	12.4	13.2	11.8	14.6	ri	0	0	0.0	4.8	9.4	15.8
21	12.9	14.6	11.7	3.6	ri	0	0	0.0	4.9	9.2	17.2
22	12.7	15.1	12.1	0.1	ri	0	0	0.4	5.8	8.3	13.3
23	11.3	15.2	10.3	0.8	ri	0	0	4.2	3.0	8.9	12.7
24	11.7	13.6	10.0	15.6	ri	0	0	2.8	3.3	6.7	11.0
25	13.1	16.6	10.5	0.2	ri	0	0	4.3	3.6	6.6	10.8
26	15.0	18.5	12.0	1.0	ri	0	0	2.6	2.2	5.3	10.0
27	12.2	16.3	12.2	0.1	ri	0	0	5.1	1.8	5.6	12.0
28	8.6	14.0	4.2	0.0		0	0	10.2	1.8	3.6	5.7
29	7.1	12.3	3.3	0.0		0	0	10.4	1.3	3.5	5.8
30	6.7	11.3	4.1	0.0		0	0	8.1	1.3	2.5	3.6



Meðalhiti (°C)	9.6
Frávik frá meðaltali 1961 – 1990 (°C)	2.3
Meðalhámarkshiti (°C)	12.8
Meðallágmarkshiti (°C)	7.3
Úrkomumagn (mm)	138.4
Hlutfall úrkomu af meðaltali 1961–1990 (%)	207.8
Meðalvindhraði (m/s)	3.4
Sólskinsstundir (klst)	135.9