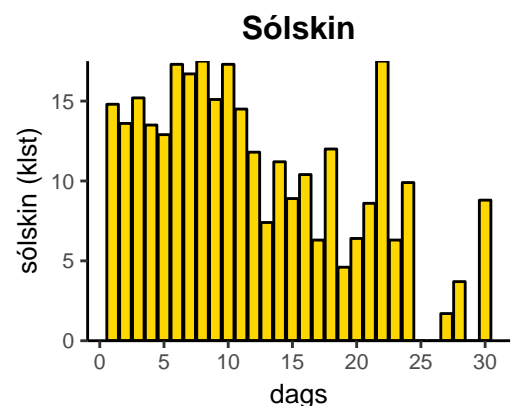
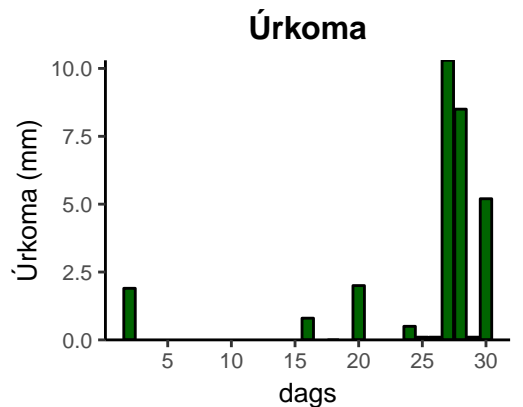
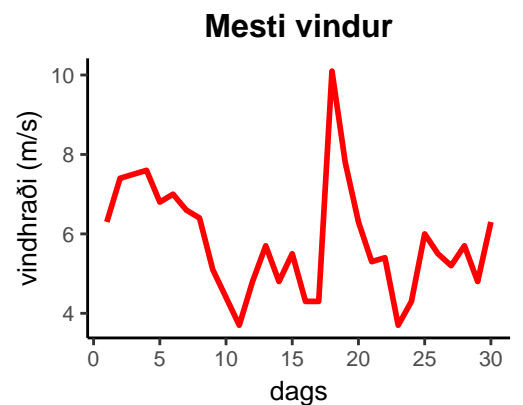
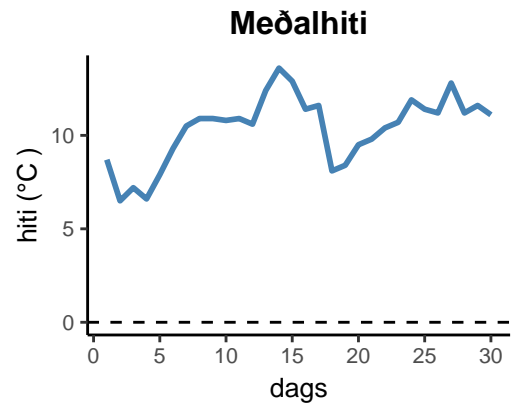


dagur	meðalhiti (°C)	hámark (°C)	lágmark (°C)	úrcoma (mm)	úrkomutegund	snjódýpt	snjöhula (0-4)	sólskin (klst)	meðalvindur (m/s)	mesti vindur (m/s)	hviða (m/s)
1	8.7	12.6	5.1	0.0		0	0	14.8	2.6	6.3	8.8
2	6.5	11.3	2.6	1.9	ri	0	0	13.6	3.7	7.4	12.5
3	7.2	12.3	1.2	0.0		0	0	15.2	3.9	7.5	14.3
4	6.6	10.8	2.4	0.0		0	0	13.5	4.8	7.6	14.2
5	7.9	12.6	4.5	0.0		0	0	12.9	3.5	6.8	12.0
6	9.3	13.9	2.5	0.0		0	0	17.3	3.0	7.0	11.9
7	10.5	13.9	3.8	0.0		0	0	16.7	3.3	6.6	10.7
8	10.9	16.2	6.4	0.0		0	0	17.5	3.1	6.4	11.4
9	10.9	14.4	5.7	0.0		0	0	15.1	2.0	5.1	8.0
10	10.8	14.2	7.6	0.0		0	0	17.3	2.4	4.4	6.9
11	10.9	14.9	6.2	0.0		0	0	14.5	1.6	3.7	5.7
12	10.6	13.5	8.3	0.0		0	0	11.8	2.6	4.8	7.9
13	12.4	16.6	9.6	0.0		0	0	7.4	3.5	5.7	9.9
14	13.6	21.1	9.2	0.0		0	0	11.2	2.4	4.8	8.2
15	12.9	19.0	9.4	0.0		0	0	8.9	2.1	5.5	8.8
16	11.4	15.3	9.0	0.8	ri	0	0	10.4	1.6	4.3	6.6
17	11.6	19.5	8.1	0.0		0	0	6.3	2.0	4.3	7.4
18	8.1	17.4	7.2	0.0		0	0	12.0	6.7	10.1	17.0
19	8.4	11.4	5.8	0.0		0	0	4.6	3.3	7.8	14.5
20	9.5	13.2	6.6	2.0	ri	0	0	6.4	3.2	6.3	11.3
21	9.8	13.0	6.4	0.0		0	0	8.6	2.6	5.3	8.5
22	10.4	13.3	6.7	0.0		0	0	17.5	2.7	5.4	9.7
23	10.7	13.3	7.6	0.0		0	0	6.3	1.2	3.7	5.8
24	11.9	14.7	10.0	0.5	ri	0	0	9.9	2.6	4.3	7.1
25	11.4	13.3	9.8	0.1	ri	0	0	0.0	4.0	6.0	9.9
26	11.2	12.1	10.1	0.1	ri	0	0	0.0	3.7	5.5	8.9
27	12.8	18.6	10.6	10.3	ri	0	0	1.7	3.2	5.2	8.8
28	11.2	14.1	9.1	8.5	ri	0	0	3.7	2.2	5.7	8.6
29	11.6	15.8	7.7	0.1	ri	0	0	0.0	2.6	4.8	7.7
30	11.1	16.2	8.0	5.2	ri	0	0	8.8	2.2	6.3	11.4



Meðalhiti (°C)	10.4
Frávik frá meðaltali 1961 – 1990 (°C)	1.4
Meðalhámarkshiti (°C)	14.6
Meðallágmarkshiti (°C)	6.9
Úrkomumagn (mm)	29.5
Hlutfall úrkomu af meðaltali 1961–1990 (%)	58.9
Meðalvindhraði (m/s)	2.9
Sólskinsstundir (klst)	303.9