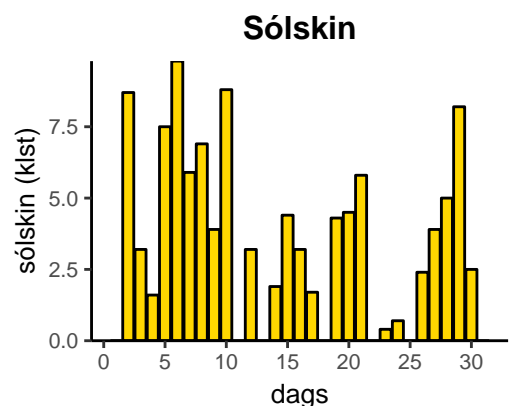
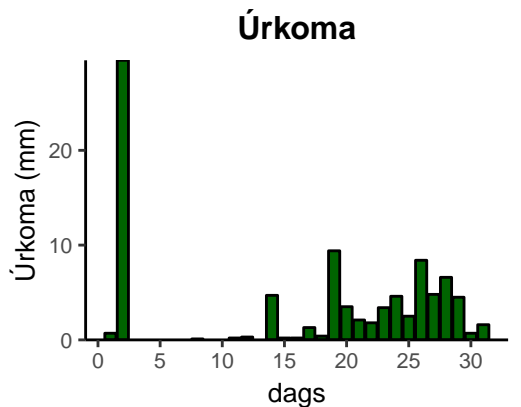
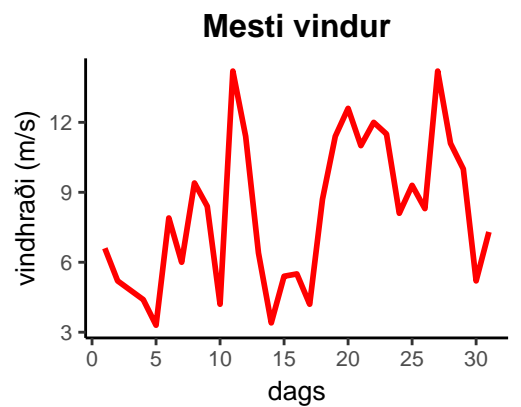
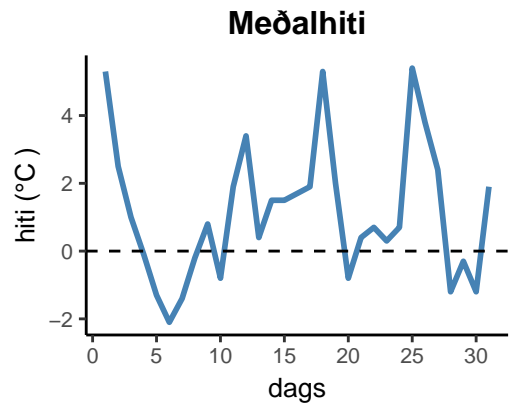


dagur	meðalhiti (°C)	hámark (°C)	lágmark (°C)	úrkoma (mm)	úrkomutegund	snjóþýpt	snjóhula (0-4)	sólskin (klst)	meðalvindur (m/s)	mesti vindur (m/s)	hviða (m/s)
1	5.3	7.6	4.1	0.7	ri	0	0	0.0	2.9	6.6	11.4
2	2.5	6.4	1.4	29.5	ri	0	0	8.7	2.3	5.2	8.6
3	1.0	5.4	-3.3	0.0		0	0	3.2	1.7	4.8	8.5
4	-0.1	4.6	-0.8	0.0		0	0	1.6	1.5	4.4	8.4
5	-1.3	2.0	-3.9	0.0		0	0	7.5	1.2	3.3	5.9
6	-2.1	0.9	-5.8	0.0		0	0	9.8	3.3	7.9	14.5
7	-1.4	3.6	-6.1	0.0		0	0	5.9	3.0	6.0	10.5
8	-0.2	3.0	-4.3	0.1	sn	0	0	6.9	6.3	9.4	16.4
9	0.8	3.9	-0.6	0.0		0	0	3.9	3.2	8.4	14.0
10	-0.8	3.3	-3.9	0.0		0	0	8.8	1.2	4.2	6.1
11	1.9	4.0	-3.0	0.2	sn	0	2	0.0	8.0	14.2	25.2
12	3.4	6.4	3.3	0.3	sn	0	0	3.2	4.6	11.4	22.2
13	0.4	5.9	-1.4	0.0		0	0	0.0	3.2	6.4	12.5
14	1.5	5.0	-0.4	4.7	sl	0	0	1.9	1.6	3.4	5.9
15	1.5	5.4	-0.9	0.2	ri	0	0	4.4	2.9	5.4	9.0
16	1.7	5.0	0.2	0.2	sl	0	0	3.2	2.4	5.5	9.0
17	1.9	4.1	0.3	1.3	sl	0	0	1.7	2.6	4.2	8.0
18	5.3	7.0	2.3	0.4	ri	0	0	0.0	5.5	8.7	15.2
19	2.0	6.9	0.1	9.4	sl	1	4	4.3	7.1	11.4	20.3
20	-0.8	2.9	-2.7	3.5	sl	0	2	4.5	10.1	12.6	22.0
21	0.4	4.3	-3.2	2.1	sn	0	2	5.8	4.5	11.0	16.8
22	0.7	2.8	-0.8	1.8	sn	0	2	0.0	7.2	12.0	19.5
23	0.3	3.7	-2.3	3.4	sn	2	4	0.4	4.2	11.5	18.6
24	0.7	2.6	-0.7	4.6	sl	2	4	0.7	4.0	8.1	14.0
25	5.4	8.2	-1.4	2.5	sl	0	2	0.0	7.6	9.3	16.4
26	3.8	8.2	3.2	8.4	ri	0	0	2.4	5.1	8.3	14.3
27	2.4	5.8	-0.1	4.8	sl	0	0	3.9	9.8	14.2	24.9
28	-1.2	1.0	-3.1	6.6	sl	6	4	5.0	5.6	11.1	18.3
29	-0.3	3.2	-2.3	4.5	sl	7	4	8.2	3.7	10.0	17.7
30	-1.2	2.2	-6.2	0.7	sn	6	4	2.5	2.9	5.2	9.6
31	1.9	4.6	-0.7	1.6	sl	0	2	0.0	3.6	7.3	13.6



Meðalhiti (°C)	1.1
Frávik frá meðaltali 1961 – 1990 (°C)	0.7
Meðalhámarkshiti (°C)	4.5
Meðallágmarkshiti (°C)	-1.4
Úrkomumagn (mm)	91.5
Hlutfall úrkomu af meðaltali 1961–1990 (%)	111.9
Meðalvindhraði (m/s)	4.3
Sólskinsstundir (klst)	108.4