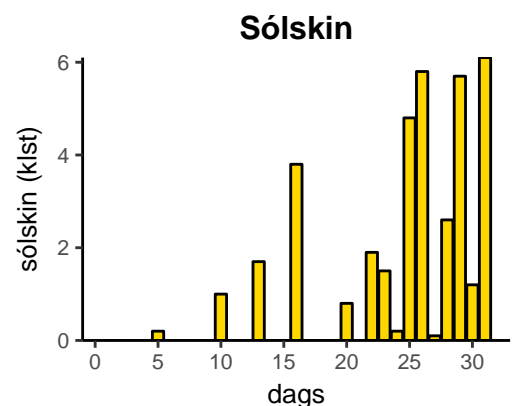
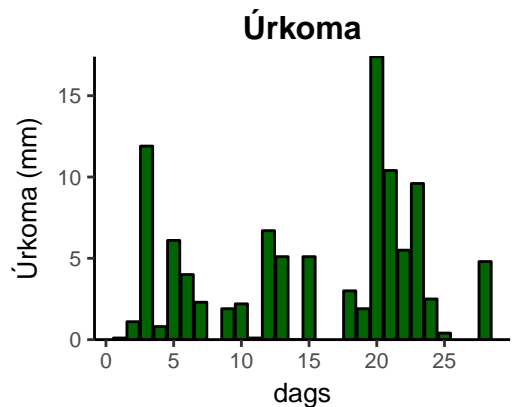
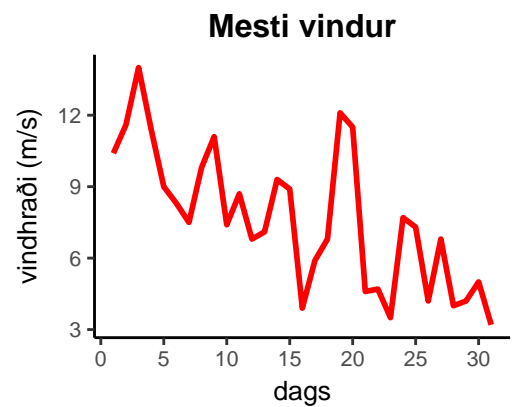
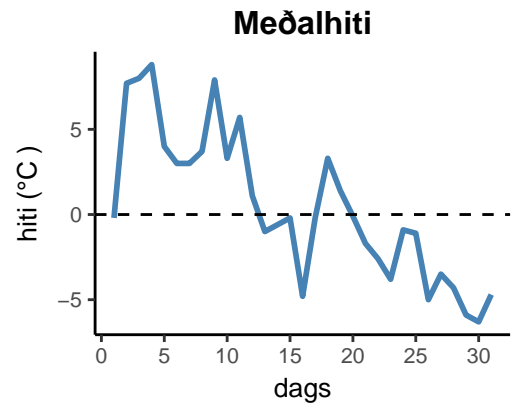


dagur	meðalhiti (°C)	hámark (°C)	lágmark (°C)	úrkomu (mm)	úrkomutegund	snjóþýpt	snjóhula (0-4)	sólskin (klst)	meðalvindur (m/s)	mesti vindur (m/s)	hviða (m/s)
1	-0.2	2.4	-7.2	0.1	sn	0	2	0.0	5.1	10.4	16.6
2	7.7	8.2	1.5	1.1	sl	0	0	0.0	7.8	11.6	19.0
3	8.0	9.9	6.1	11.9	ri	0	0	0.0	8.0	14.0	22.8
4	8.8	9.6	5.7	0.8	ri	0	0	0.0	8.3	11.4	18.1
5	4.0	9.0	0.7	6.1	ri	0	0	0.2	6.1	9.0	15.0
6	3.0	5.0	0.3	4.0	sl	0	2	0.0	4.6	8.3	14.6
7	3.0	5.1	2.2	2.3	ri	0	0	0.0	3.8	7.5	13.4
8	3.7	5.4	-0.2	0.0		0	0	0.0	4.7	9.8	14.7
9	7.9	9.1	4.8	1.9	ri	0	0	0.0	8.4	11.1	20.0
10	3.3	8.6	2.4	2.2	ri	0	0	1.0	3.2	7.4	11.9
11	5.7	7.9	2.5	0.1	ri	0	0	0.0	5.5	8.7	14.3
12	1.1	5.0	0.3	6.7	ri	0	0	0.0	2.0	6.8	12.2
13	-1.0	1.3	-3.0	5.1	sl	0	2	1.7	2.8	7.1	11.0
14	-0.6	2.5	-3.6	0.0		0	2	0.0	6.4	9.3	15.9
15	-0.2	2.5	-1.4	5.1	sn	0	2	0.0	2.6	8.9	15.6
16	-4.8	0.3	-7.4	0.0		0	2	3.8	2.0	3.9	6.1
17	-0.2	0.3	-6.4	0.0		0	2	0.0	3.4	5.9	9.3
18	3.3	4.3	0.2	3.0	sl	7	4	0.0	3.8	6.8	11.8
19	1.4	5.2	-0.7	1.9	ri	0	0	0.0	4.4	12.1	19.2
20	-0.1	0.8	-2.1	17.4	sn	11	4	0.8	5.2	11.5	17.5
21	-1.7	4.0	-3.1	10.4	sl	13	4	0.0	1.8	4.6	8.6
22	-2.6	0.7	-4.5	5.5	sn	18	4	1.9	1.6	4.7	8.6
23	-3.8	-0.6	-6.0	9.6	sn	26	4	1.5	1.6	3.5	5.6
24	-0.9	0.6	-7.1	2.5	sn	29	4	0.2	3.4	7.7	12.5
25	-1.1	1.4	-4.4	0.4	sn	24	4	4.8	3.0	7.3	12.1
26	-5.0	0.8	-8.0	0.0		23	4	5.8	1.8	4.2	7.8
27	-3.5	-1.2	-9.0	0.0		22	4	0.1	3.3	6.8	11.6
28	-4.3	-0.9	-6.6	4.8	sn	29	4	2.6	2.3	4.0	6.5
29	-5.9	-2.1	-8.4	0.0		26	4	5.7	2.1	4.2	7.9
30	-6.3	-3.4	-9.1	0.0		26	4	1.2	2.2	5.0	7.9
31	-4.7	-2.0	-9.3	0.0		25	4	6.1	1.6	3.2	6.0



Meðalhiti (°C)	0.5
Frávik frá meðaltali 1961 – 1990 (°C)	1.0
Meðalhámarkshiti (°C)	3.2
Meðallágmarkshiti (°C)	-2.6
Úrkomumagn (mm)	102.9
Hlutfall úrkomu af meðaltali 1961–1990 (%)	135.9
Meðalvindhraði (m/s)	4.0
Sólskinsstundir (klst)	37.4