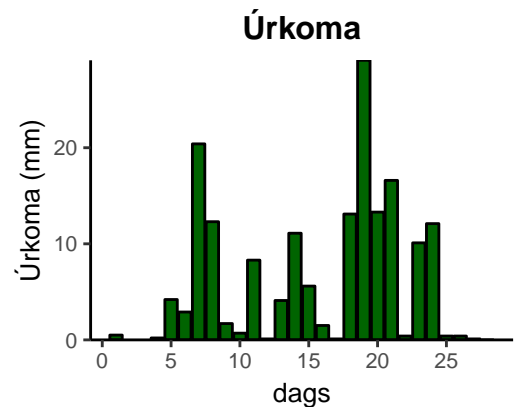
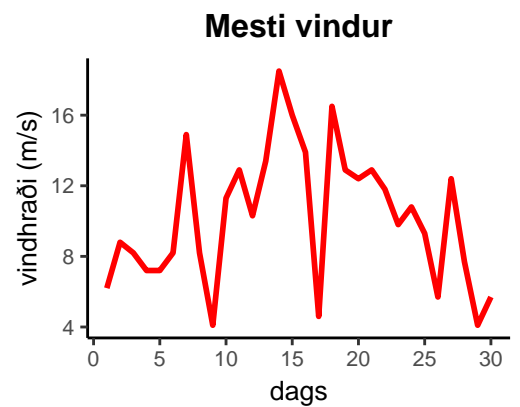
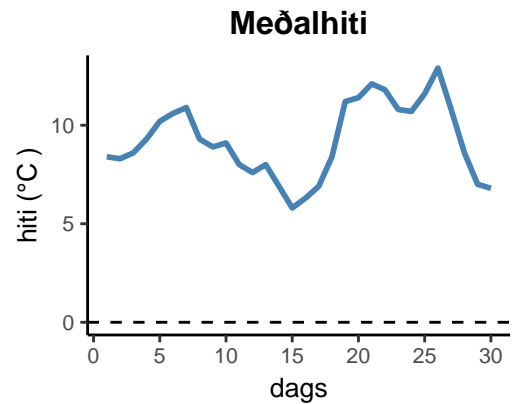


dagur	meðalhiti (°C)	hámark (°C)	lágmark (°C)	úrcoma (mm)	úrkomutegund	snjódýpt	snjöhula (0-4)	sólskin (klst)	meðalvindur (m/s)	mesti vindur (m/s)	hviða (m/s)
1	8.4	11.5	5.0	0.5	ri	0	0		4.6	6.2	8.8
2	8.3	11.8	4.9	0.0		0	0		5.2	8.8	11.3
3	8.6	12.3	4.9	0.0		0	0		4.8	8.2	10.8
4	9.3	11.9	5.5	0.2	ri	0	0		4.6	7.2	10.3
5	10.2	12.0	9.2	4.2	ri	0	0		3.5	7.2	10.3
6	10.6	12.5	9.2	2.9	ri	0	0		4.2	8.2	25.7
7	10.9	12.6	9.5	20.4	ri	0	0		9.3	14.9	20.1
8	9.3	12.2	7.9	12.3	ri	0	0		4.8	8.2	10.8
9	8.9	13.0	5.7	1.7	ri	0	0		2.3	4.1	5.7
10	9.1	11.8	8.2	0.7	ri	0	0		5.5	11.3	13.9
11	8.0	11.1	7.5	8.3	ri	0	0		7.3	12.9	16.0
12	7.6	11.0	4.7	0.1	ri	0	0		5.5	10.3	13.9
13	8.0	10.2	5.9	4.1	sl	0	0		8.6	13.4	17.5
14	6.9	9.5	6.4	11.1	ri	0	0		11.6	18.5	24.7
15	5.8	10.1	0.9	5.6	ri	0	0		9.6	16.0	21.6
16	6.3	9.2	4.4	1.5	ri	0	0		9.1	13.9	20.1
17	6.9	9.8	4.4	0.1	ri	0	0		3.5	4.6	6.7
18	8.4	10.1	5.1	13.1	ri	0	0		10.0	16.5	25.2
19	11.2	12.0	9.8	29.1	ri	0	0		10.1	12.9	17.0
20	11.4	11.8	11.1	13.3	ri	0	0		8.7	12.4	18.0
21	12.1	12.7	11.2	16.6	ri	0	0		9.1	12.9	18.5
22	11.8	13.5	11.7	0.4	ri	0	0		8.6	11.8	16.5
23	10.8	12.5	10.3	10.1	ri	0	0		4.9	9.8	13.4
24	10.7	12.3	10.0	12.1	ri	0	0		5.6	10.8	14.4
25	11.6	13.3	10.3	0.4	ri	0	0		5.3	9.3	11.3
26	12.9	15.3	11.0	0.4	ri	0	0		3.1	5.7	7.2
27	10.8	14.4	9.0	0.1	ri	0	0		5.5	12.4	15.4
28	8.6	12.0	6.8	0.0		0	0		5.6	7.7	10.3
29	7.0	11.2	3.6	0.0		0	0		1.6	4.1	4.6
30	6.8	11.2	4.1	0.0		0	0		2.6	5.7	6.7



Meðalhiti (°C)	9.2
Frávik frá meðaltali 1961 – 1990 (°C)	1.9
Meðalhámarkshiti (°C)	11.8
Meðallágmarkshiti (°C)	7.3
Úrkomumagn (mm)	169.3
Hlutfall úrkomu af meðaltali 1961–1990 (%)	190.7
Meðalvindhraði (m/s)	6.2