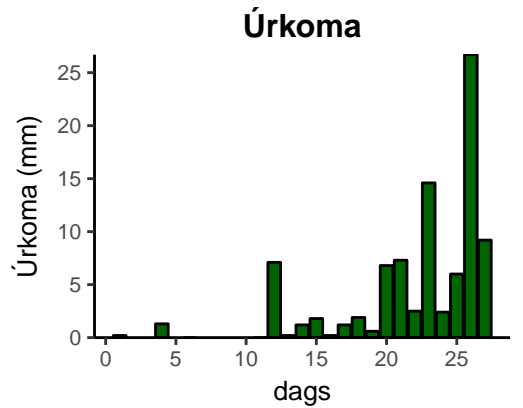
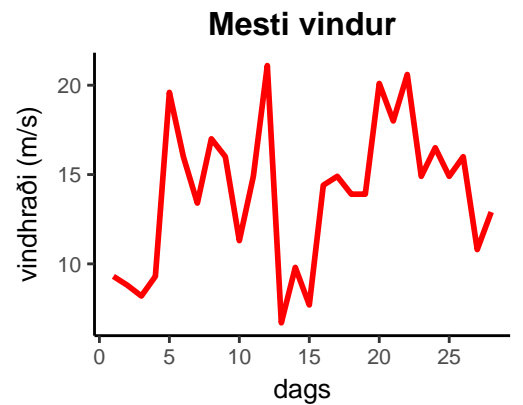
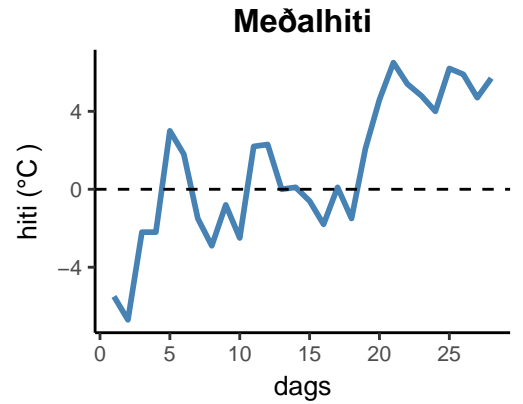


dagur	meðalhiti (°C)	hámark (°C)	lágmark (°C)	úrkoma (mm)	úrkomategund	snjóþýpt	snjóhula (0-4)	sólskin (klst)	meðalvindur (m/s)	mesti vindur (m/s)	hviða (m/s)
1	-5.5	-2.3	-6.0	0.2	sn	11	4		6.4	9.3	11.8
2	-6.7	-4.5	-10.3	0.0		11	4		4.2	8.8	11.8
3	-2.2	-0.9	-4.7	0.0		10	4		4.1	8.2	10.3
4	-2.2	-1.3	-4.1	1.3	sn	12	4		5.2	9.3	11.3
5	3.0	4.1	-4.2	0.0		8	4		14.1	19.6	24.2
6	1.8	3.8	1.4	0.0		0	2		10.5	16.0	21.6
7	-1.5	1.6	-3.5	0.0		0	0		8.5	13.4	17.0
8	-2.9	2.0	-4.7	0.0		0	0		13.2	17.0	22.7
9	-0.8	0.4	-5.6	0.0		0	0		11.7	16.0	21.1
10	-2.5	-0.5	-3.4	0.0		0	0		4.9	11.3	12.9
11	2.2	4.1	-4.1	0.0		0	0		7.0	14.9	19.0
12	2.3	5.7	1.1	7.1	sl	0	0		9.3	21.1	26.3
13	0.0	2.1	-1.3	0.2	sl	0	0		3.2	6.7	8.8
14	0.1	1.8	-1.6	1.2	sn	0	2		3.7	9.8	12.4
15	-0.6	2.0	-2.8	1.8	sn	4	4		3.2	7.7	9.3
16	-1.8	2.0	-4.7	0.2	sn	3	4		7.3	14.4	18.0
17	0.1	1.6	-4.4	1.2	sl	6	4		10.1	14.9	19.0
18	-1.5	1.2	-2.3	1.9	sl	4	4		9.2	13.9	17.5
19	2.1	3.9	-3.3	0.6	sl	0	2		9.7	13.9	18.5
20	4.6	7.0	1.3	6.8	sl	0	2		9.5	20.1	27.3
21	6.5	8.3	4.3	7.3	ri	0	0		13.5	18.0	26.3
22	5.4	7.7	3.4	2.5	ri	0	0		9.6	20.6	26.8
23	4.8	8.0	3.9	14.6	ri	0	0		7.5	14.9	19.0
24	4.0	7.1	1.0	2.4	ri	0	0		8.2	16.5	22.7
25	6.2	8.0	3.7	6.0	ri	0	0		10.0	14.9	21.6
26	5.9	8.7	4.7	26.7	ri	0	0		9.5	16.0	20.1
27	4.7	8.4	2.0	9.2	ri	0	0		6.3	10.8	13.4
28	5.7	7.3	4.0	0.0		0	0		9.0	12.9	17.5



Meðalhiti (°C)	1.1
Frávik frá meðaltali 1961 – 1990 (°C)	0.5
Meðalhámarkshiti (°C)	3.5
Meðallágmarkshiti (°C)	-1.4
Úrkomumagn (mm)	91.2
Hlutfall úrkomu af meðaltali 1961–1990 (%)	98.6
Meðalvindhraði (m/s)	8.2