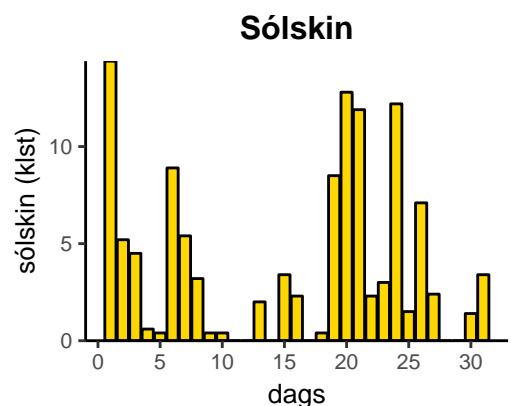
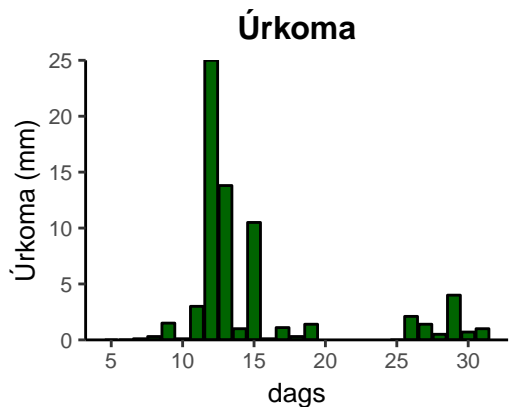
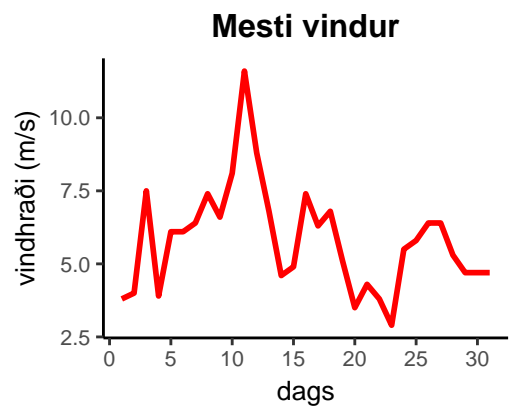
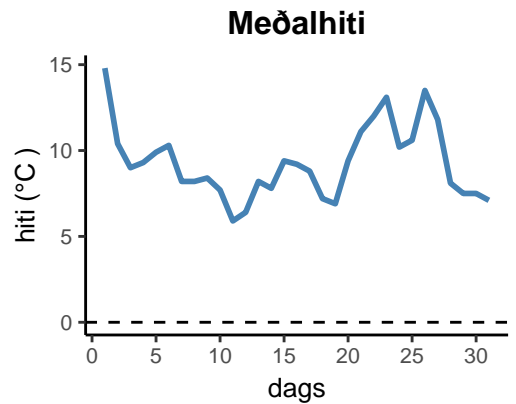


dagur	meðalhiti (°C)	hámark (°C)	lágmark (°C)	úrcoma (mm)	úrkomutegund	snjódypt	snjóhula (0-4)	sólskin (klst)	meðalvindur (m/s)	mesti vindur (m/s)	hviða (m/s)
1	14.8	22.0	8.8	0.0		0	0	14.4	1.8	3.8	5.7
2	10.4	19.6	9.1	0.0		0	0	5.2	0.4	4.0	4.2
3	9.0	12.1	6.8	0.0		0	0	4.5	2.0	7.5	9.5
4	9.3	11.6	7.5	0.0		0	0	0.6	1.6	3.9	6.2
5	9.9	12.1	8.0	0.0		0	0	0.4	1.9	6.1	7.9
6	10.3	13.6	8.5	0.0		0	0	8.9	2.8	6.1	9.7
7	8.2	13.0	6.9	0.1	ri	0	0	5.4	3.2	6.4	10.0
8	8.2	11.2	5.6	0.3	ri	0	0	3.2	4.3	7.4	13.1
9	8.4	11.3	7.1	1.5	ri	0	0	0.4	4.4	6.6	12.6
10	7.7	10.5	6.0	0.1	ri	0	0	0.4	5.0	8.1	13.1
11	5.9	10.5	5.2	3.0	ri	0	0	0.0	7.7	11.6	17.3
12	6.4	8.1	4.8	25.0	ri	0	0	0.0	4.4	8.8	13.1
13	8.2	11.5	7.1	13.8	ri	0	0	2.0	3.5	6.8	11.3
14	7.8	12.0	6.0	1.0	ri	0	0	0.0	1.9	4.6	7.9
15	9.4	13.0	7.0	10.5	ri	0	0	3.4	2.8	4.9	8.2
16	9.2	13.5	7.6	0.1	ri	0	0	2.3	2.7	7.4	11.7
17	8.8	11.5	7.9	1.1	ri	0	0	0.0	4.1	6.3	11.6
18	7.2	9.6	6.5	0.3	ri	0	0	0.4	4.6	6.8	11.4
19	6.9	11.0	4.6	1.4	ri	0	0	8.5	2.3	5.1	7.7
20	9.4	15.9	1.2	0.0		0	0	12.8	1.2	3.5	7.4
21	11.1	16.6	3.9	0.0		0	0	11.9	2.1	4.3	9.8
22	12.0	15.6	7.4	0.0		0	0	2.3	1.0	3.8	5.1
23	13.1	18.1	10.0	0.0		0	0	3.0	1.0	2.9	6.5
24	10.2	17.7	5.2	0.0		0	0	12.2	2.3	5.5	8.6
25	10.6	14.9	8.3	0.0		0	0	1.5	1.5	5.8	11.6
26	13.5	17.5	9.0	2.1	ri	0	0	7.1	3.0	6.4	12.6
27	11.8	16.0	10.0	1.4	ri	0	0	2.4	2.6	6.4	13.4
28	8.1	15.0	7.0	0.5	ri	0	0	0.0	3.5	5.3	7.7
29	7.5	9.0	1.8	4.0	ri	0	0	0.0	3.7	4.7	8.1
30	7.5	10.5	5.7	0.7	ri	0	0	1.4	2.3	4.7	7.6
31	7.1	10.9	5.1	1.0	ri	0	0	3.4	1.8	4.7	9.0



Meðalhiti (°C)	9.3
Frávik frá meðaltali 1961 – 1990 (°C)	-0.7
Meðalhámarkshiti (°C)	13.4
Meðallágmarkshiti (°C)	6.6
Úrkomumagn (mm)	67.9
Hlutfall úrkomu af meðaltali 1961–1990 (%)	199.1
Meðalvindhraði (m/s)	2.8
Sólskinsstundir (klst)	118.0