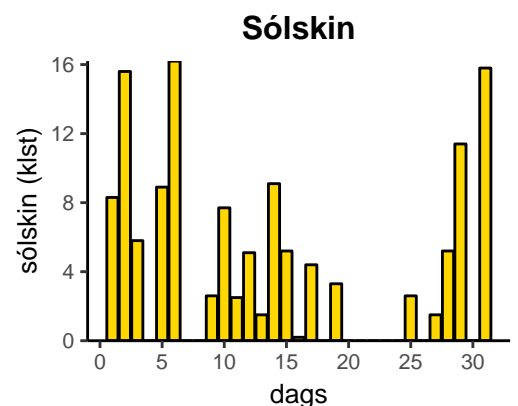
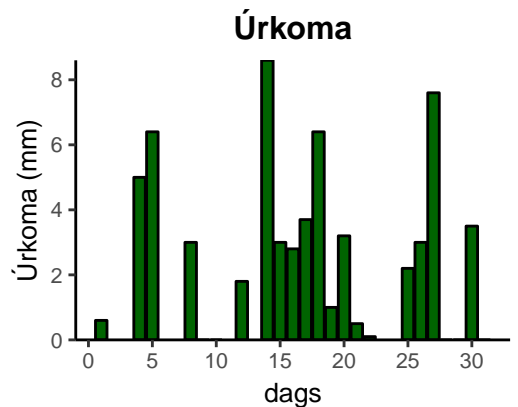
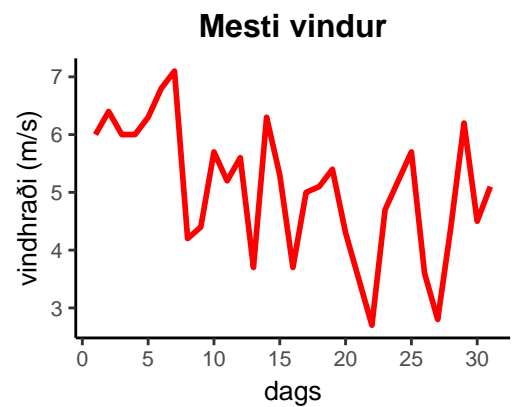
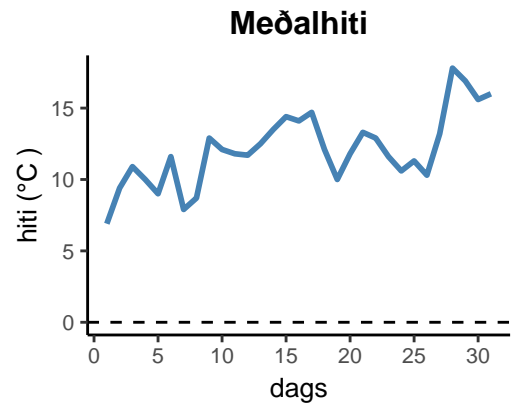


dagur	meðalhiti (°C)	hámark (°C)	lágmark (°C)	úrkomu (mm)	úrkometegund	snjódypt	snjóhula (0-4)	sólskin (klst)	meðalvindur (m/s)	mesti vindur (m/s)	hviða (m/s)
1	6.9	11.0	4.5	0.6	ri	0	0	8.3	3.0	6.0	11.5
2	9.4	14.5	2.5	0.0		0	0	15.6	3.4	6.4	11.2
3	10.9	17.5	4.2	0.0		0	0	5.8	2.0	6.0	9.3
4	10.0	13.9	9.3	5.0	ri	0	0	0.0	3.0	6.0	9.7
5	9.0	13.0	7.5	6.4	ri	0	0	8.9	3.7	6.3	11.3
6	11.6	16.5	5.5	0.0		0	0	16.2	2.4	6.8	10.3
7	7.9	15.0	6.8	0.0		0	0	0.0	3.7	7.1	12.5
8	8.7	11.5	5.6	3.0	ri	0	0	0.0	1.6	4.2	5.9
9	12.9	16.8	8.0	0.0		0	0	2.6	2.1	4.4	7.2
10	12.1	17.5	7.5	0.0		0	0	7.7	2.4	5.7	7.9
11	11.8	15.0	9.9	0.0		0	0	2.5	3.0	5.2	8.1
12	11.7	15.5	9.1	1.8	ri	0	0	5.1	1.9	5.6	8.0
13	12.5	15.6	10.0	0.0		0	0	1.5	1.2	3.7	5.5
14	13.5	18.0	12.1	8.6	ri	0	0	9.1	2.6	6.3	9.3
15	14.4	17.7	10.0	3.0	ri	0	0	5.2	1.8	5.3	7.7
16	14.1	15.8	10.0	2.8	ri	0	0	0.2	1.5	3.7	5.6
17	14.7	17.1	9.6	3.7	ri	0	0	4.4	2.0	5.0	8.2
18	12.1	16.0	11.2	6.4	ri	0	0	0.0	2.7	5.1	8.6
19	10.0	13.0	9.5	1.0	ri	0	0	3.3	3.2	5.4	10.4
20	11.8	15.0	9.0	3.2	ri	0	0	0.0	1.8	4.3	6.3
21	13.3	15.0	10.1	0.5	ri	0	0	0.0	1.4	3.5	5.6
22	12.9	16.5	11.4	0.1	ri	0	0	0.0	1.0	2.7	5.9
23	11.6	15.8	10.6	0.0		0	0	0.0	2.1	4.7	7.1
24	10.6	12.9	9.8	0.0		0	0	0.0	2.7	5.2	8.1
25	11.3	14.3	9.4	2.2	ri	0	0	2.6	2.7	5.7	8.3
26	10.3	13.2	9.7	3.0	ri	0	0	0.0	2.2	3.6	5.8
27	13.2	15.0	9.5	7.6	ri	0	0	1.5	0.8	2.8	3.9
28	17.8	21.8	11.5	0.0		0	0	5.2	1.9	4.4	9.7
29	16.9	22.4	14.9	0.0		0	0	11.4	2.9	6.2	8.9
30	15.6	18.0	13.2	3.5	ri	0	0	0.0	1.2	4.5	8.3
31	16.0	19.9	12.5	0.0		0	0	15.8	2.8	5.1	9.5



Meðalhiti (°C)	12.1
Frávik frá meðaltali 1961 – 1990 (°C)	1.5
Meðalhámarkshiti (°C)	15.8
Meðallágmarkshiti (°C)	9.2
Úrkomumagn (mm)	62.4
Hlutfall úrkomu af meðaltali 1961–1990 (%)	189.1
Meðalvindhraði (m/s)	2.3
Sólskinsstundir (klst)	132.9