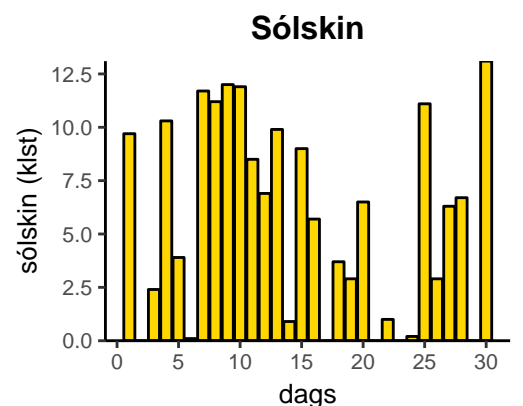
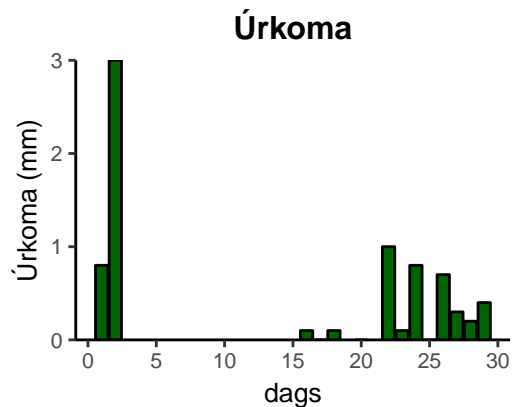
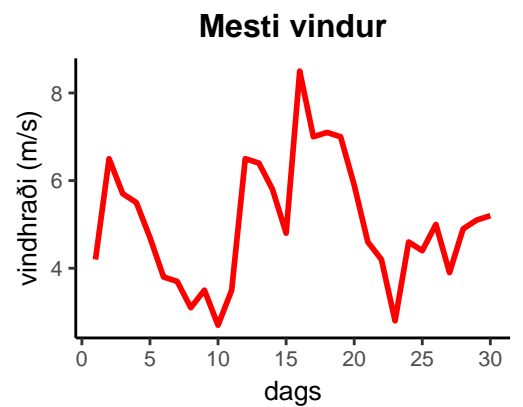
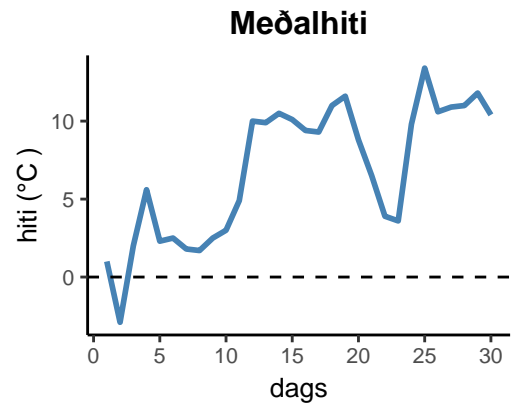


dagur	meðalhiti (°C)	hámark (°C)	lágmark (°C)	úrkoma (mm)	úrkomutegund	snjódýpt	snjöhula (0-4)	sólskin (klst)	meðalvindur (m/s)	mesti vindur (m/s)	hviða (m/s)
1	1.0	5.5	-0.2	0.8	sn	0	2	9.7	2.3	4.2	7.1
2	-2.9	2.6	-3.0	3.0	sn	0	2	0.0	3.8	6.5	11.6
3	2.0	7.5	-8.2	0.0		0	2	2.4	3.5	5.7	10.6
4	5.6	10.3	3.9	0.0		0	2	10.3	2.1	5.5	8.9
5	2.3	7.7	-1.6	0.0		0	2	3.9	1.8	4.7	6.9
6	2.5	4.9	1.0	0.0		0	0	0.1	1.9	3.8	6.7
7	1.8	9.0	-5.0	0.0		0	0	11.7	1.3	3.7	6.0
8	1.7	9.6	-2.8	0.0		0	0	11.2	1.9	3.1	5.1
9	2.5	8.8	-2.4	0.0		0	0	12.0	1.5	3.5	5.0
10	3.0	9.0	-2.2	0.0		0	0	11.9	1.2	2.7	4.5
11	4.9	10.0	-2.1	0.0		0	0	8.5	1.2	3.5	6.6
12	10.0	15.1	6.0	0.0		0	0	6.9	3.3	6.5	12.4
13	9.9	16.0	4.2	0.0		0	0	9.9	3.1	6.4	12.9
14	10.5	14.4	8.0	0.0		0	0	0.9	3.1	5.8	11.8
15	10.1	14.4	7.8	0.0		0	0	9.0	3.1	4.8	9.5
16	9.4	15.0	6.0	0.1	ri	0	0	5.7	3.0	8.5	19.8
17	9.3	14.2	6.8	0.0		0	0	0.0	3.1	7.0	13.0
18	11.0	14.4	8.2	0.1	ri	0	0	3.7	3.9	7.1	13.8
19	11.6	15.2	9.4	0.0		0	0	2.9	3.8	7.0	14.6
20	8.8	13.1	6.9	0.0		0	0	6.5	3.6	5.9	11.0
21	6.5	13.5	4.5	0.0		0	0	0.0	2.1	4.6	8.9
22	3.9	9.5	2.2	1.0	ri	0	2	1.0	2.3	4.2	6.4
23	3.6	6.0	1.6	0.1	sl	0	0	0.0	1.2	2.8	6.3
24	9.8	15.0	3.2	0.8	sn	0	0	0.2	1.2	4.6	8.6
25	13.4	17.6	10.0	0.0		0	0	11.1	2.4	4.4	8.6
26	10.6	15.5	9.0	0.7	ri	0	2	2.9	2.2	5.0	11.4
27	10.9	15.0	7.3	0.3	ri	0	0	6.3	1.8	3.9	7.6
28	11.0	15.2	7.6	0.2	ri	0	0	6.7	2.6	4.9	10.0
29	11.8	17.2	8.6	0.4	ri	0	0	0.0	2.6	5.1	10.3
30	10.4	16.5	7.0	0.0		0	0	13.1	2.4	5.2	7.7



Meðalhiti (°C)	6.9
Frávik frá meðaltali 1961 – 1990 (°C)	5.2
Meðalhámarkshiti (°C)	11.9
Meðallágmarkshiti (°C)	3.4
Úrkomumagn (mm)	7.5
Hlutfall úrkomu af meðaltali 1961–1990 (%)	25.7
Meðalvindhraði (m/s)	2.4
Sólskinsstundir (klst)	168.5