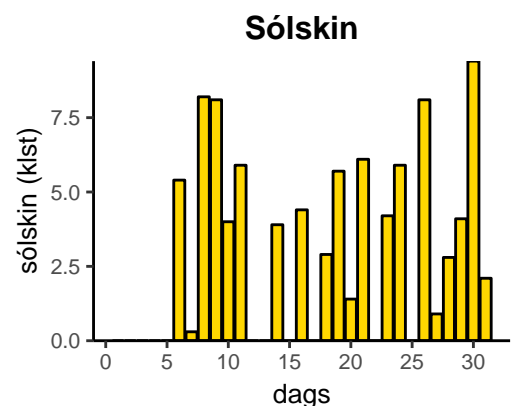
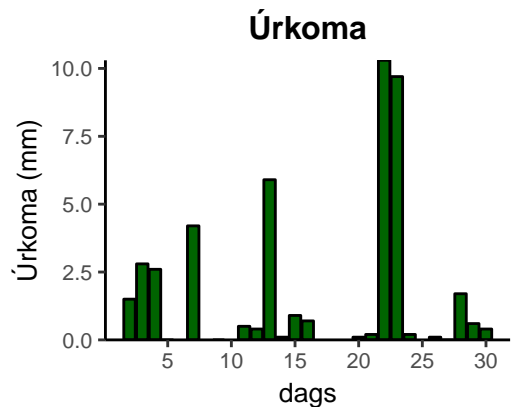
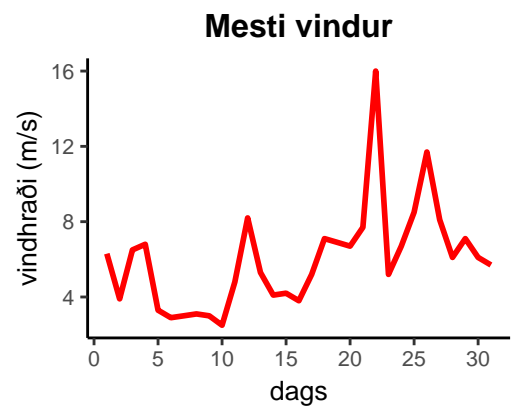
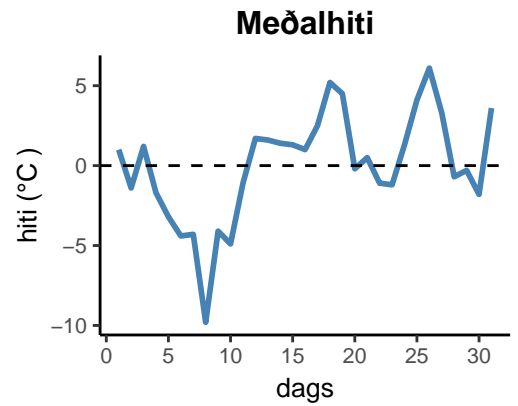


dagur	meðalhiti (°C)	hámark (°C)	lágmark (°C)	úrkoma (mm)	úrkomutegund	snjódypt	snjóhula (0-4)	sólskin (klst)	meðalvindur (m/s)	mesti vindur (m/s)	hviða (m/s)
1	1.0	4.0	-1.9	0.0		0	2	0.0	2.2	6.3	14.6
2	-1.4	1.6	-2.9	1.5	sl	0	0	0.0	1.9	3.9	12.2
3	1.2	3.5	-1.5	2.8	sn	22	4	0.0	3.2	6.5	15.4
4	-1.7	3.1	-2.2	2.6	sn	22	4	0.0	2.0	6.8	14.7
5	-3.2	0.5	-7.0	0.0		0	4	0.0	1.3	3.3	5.6
6	-4.4	-0.2	-6.4	0.0		20	4	5.4	1.4	2.9	5.0
7	-4.3	-1.1	-5.2	4.2	sn	25	4	0.3	1.3	3.0	5.8
8	-9.8	-3.6	-14.8	0.0		20	4	8.2	1.7	3.1	5.1
9	-4.1	1.4	-14.3	0.0		19	4	8.1	1.4	3.0	5.9
10	-4.9	-1.8	-9.2	0.0		19	4	4.0	1.0	2.5	4.1
11	-1.1	3.0	-7.1	0.5	sn	20	4	5.9	1.5	4.8	8.9
12	1.7	4.2	0.0	0.4	sl	0	2	0.0	4.0	8.2	14.2
13	1.6	4.0	-0.5	5.9	sl	20	4	0.0	2.2	5.3	12.0
14	1.4	4.5	0.6	0.1	sl	18	4	3.9	1.8	4.1	7.3
15	1.3	3.0	-0.6	0.9	sn	21	4	0.0	1.6	4.2	7.4
16	1.0	4.8	-1.1	0.7	sl	18	4	4.4	1.7	3.8	6.6
17	2.5	4.5	-0.1	0.0		16	4	0.0	2.5	5.2	9.4
18	5.2	7.6	-1.3	0.0		16	4	2.9	5.0	7.1	13.0
19	4.5	7.5	2.5	0.0		15	4	5.7	3.5	6.9	13.5
20	-0.2	5.1	-1.0	0.1	sn	10	4	1.4	4.6	6.7	15.5
21	0.5	3.9	-3.2	0.2	sn	10	4	6.1	3.6	7.7	16.3
22	-1.1	3.0	-2.1	10.3	sn	20	4	0.0	8.5	16.0	24.1
23	-1.2	1.0	-4.2	9.7	sn	25	4	4.2	2.4	5.2	10.5
24	1.3	6.0	-1.0	0.2	sn	25	4	5.9	1.7	6.7	10.6
25	4.1	8.5	-2.6	0.0		20	4	0.0	3.7	8.5	16.6
26	6.1	8.8	4.9	0.1	ri	0	2	8.1	3.8	11.7	23.3
27	3.3	6.5	1.2	0.0		0	2	0.9	5.1	8.1	18.3
28	-0.7	2.3	-2.5	1.7	sl	0	2	2.8	3.7	6.1	13.3
29	-0.3	5.5	-2.5	0.6	sn	0	2	4.1	3.1	7.1	11.6
30	-1.8	1.0	-4.0	0.4	sn	0	2	9.4	2.4	6.1	8.5
31	3.6	8.0	-2.6	0.0		0	2	2.1	2.7	5.7	10.8



Meðalhiti (°C)	0.0
Frávik frá meðaltali 1961 – 1990 (°C)	1.2
Meðalhámarkshiti (°C)	3.5
Meðallágmarkshiti (°C)	-3.0
Úrkomumagn (mm)	42.9
Hlutfall úrkomu af meðaltali 1961–1990 (%)	99.1
Meðalvindhraði (m/s)	2.8
Sólskinsstundir (klst)	93.8