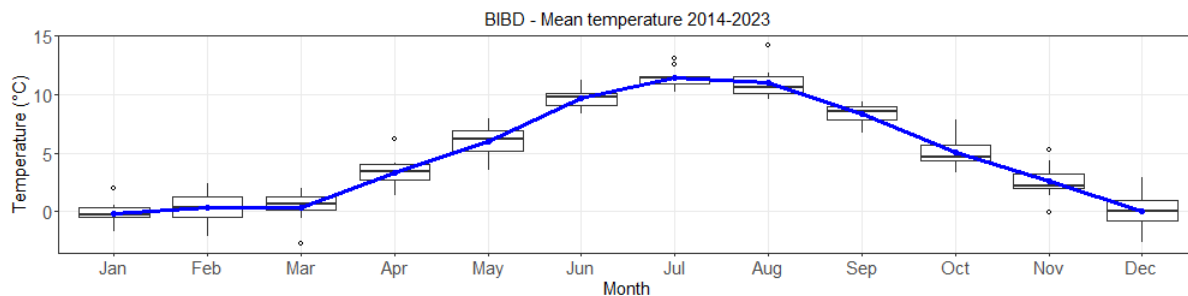


# BIBD AERODROME CLIMATOLOGY

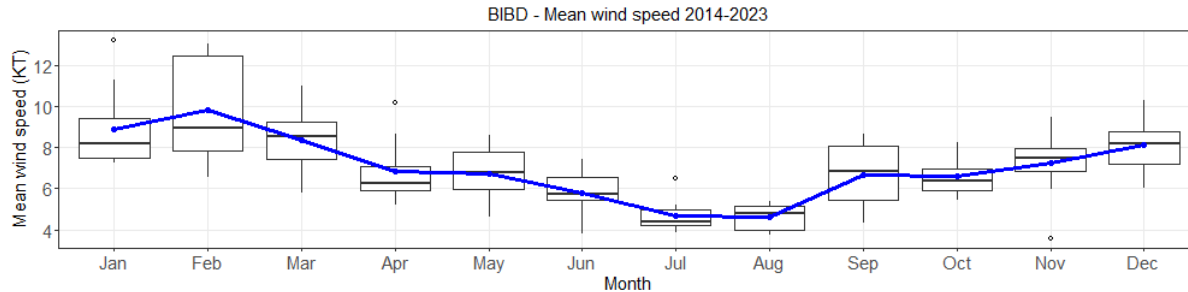
## TEMPERATURE



|                     | Jan        | Feb        | Mar        | Apr        | May        | Jun        | Jul        | Aug        | Sep        | Oct        | Nov        | Dec        |
|---------------------|------------|------------|------------|------------|------------|------------|------------|------------|------------|------------|------------|------------|
| Mean temperature °C | -0.1       | 0.3        | 0.4        | 3.4        | 6.0        | 9.7        | 11.4       | 11.0       | 8.3        | 5.1        | 2.6        | 0.1        |
| Max temperature °C  | 9.9        | 9.6        | 10.0       | 18.1       | 18.8       | 20.1       | 24.2       | 22.1       | 17.4       | 15.0       | 13.1       | 11.5       |
| Day of max T        | 2019-01-03 | 2023-02-13 | 2021-03-18 | 2019-04-30 | 2022-05-30 | 2020-06-28 | 2019-07-31 | 2021-08-11 | 2019-09-22 | 2014-10-07 | 2018-11-17 | 2018-12-11 |
| Min temperature °C  | -11.9      | -10.6      | -12.7      | -13.0      | -5.3       | 0.4        | 3.4        | 1.5        | -3.2       | -4.9       | -9.2       | -11.7      |
| Day of min T        | 2021-01-10 | 2015-02-11 | 2021-03-27 | 2021-04-04 | 2021-05-08 | 2021-06-15 | 2018-07-06 | 2018-08-26 | 2020-09-25 | 2019-10-26 | 2015-11-19 | 2022-12-24 |

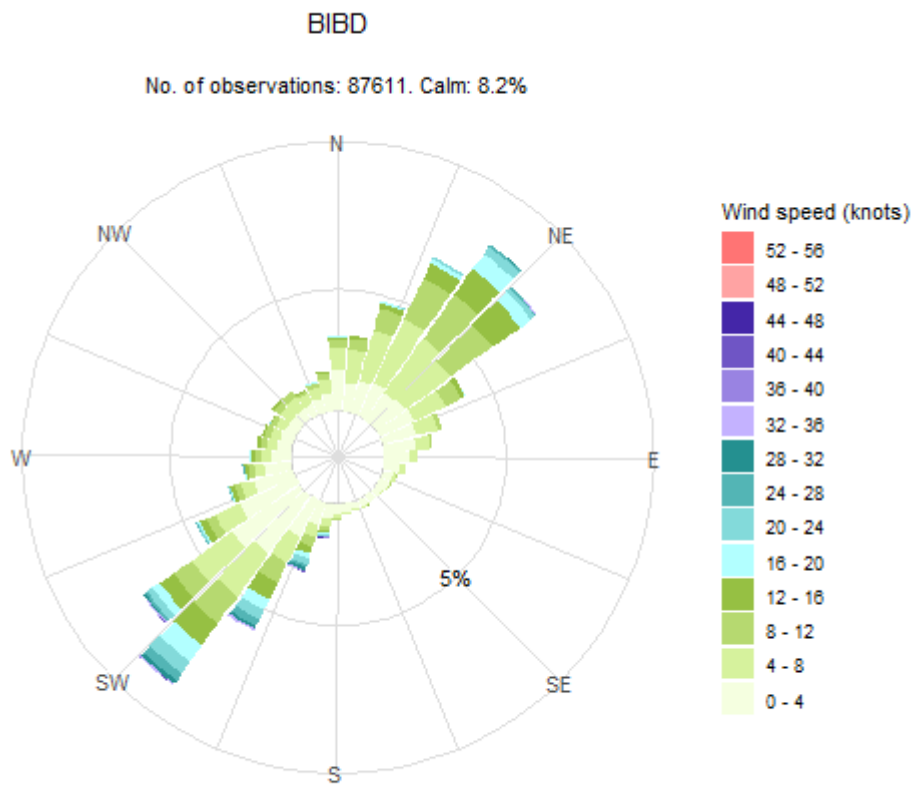
## WIND

### BIBD MEAN WIND SPEED



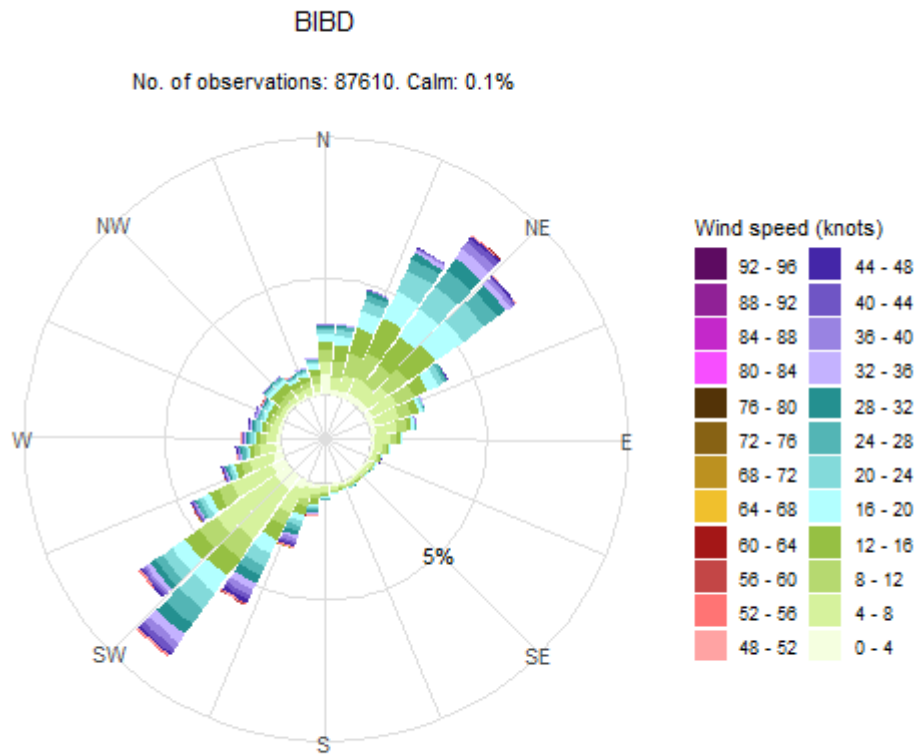
|                       | Jan        | Feb        | Mar        | Apr        | May        | Jun        | Jul        | Aug        | Sep        | Oct        | Nov        | Dec        |
|-----------------------|------------|------------|------------|------------|------------|------------|------------|------------|------------|------------|------------|------------|
| Mean wind speed KT    | 8.9        | 9.8        | 8.4        | 6.8        | 6.7        | 5.8        | 4.7        | 4.6        | 6.7        | 6.6        | 7.3        | 8.1        |
| Max wind speed KT     | 43.7       | 53.8       | 51.5       | 35.8       | 37.3       | 33.4       | 27.6       | 25.7       | 33.6       | 39.7       | 40.0       | 39.9       |
| Day of max wind speed | 2020-01-08 | 2016-02-16 | 2015-03-14 | 2015-04-07 | 2020-05-04 | 2015-06-08 | 2018-07-09 | 2018-08-31 | 2022-09-24 | 2016-10-20 | 2020-11-26 | 2016-12-28 |
| Mean gust KT          | 18.4       | 20.1       | 16.9       | 14.4       | 13.7       | 11.9       | 10.4       | 10.3       | 14.5       | 14.8       | 15.7       | 17.1       |
| Max gust KT           | 64.2       | 85.1       | 92.7       | 71.0       | 58.9       | 54.2       | 43.2       | 53.8       | 64.3       | 75.0       | 87.7       | 91.6       |
| Day of max gust       | 2021-01-03 | 2020-02-06 | 2015-03-14 | 2019-04-17 | 2021-05-29 | 2016-06-01 | 2018-07-08 | 2018-08-31 | 2020-09-16 | 2016-10-20 | 2018-11-17 | 2016-12-27 |

# WIND ROSE BIBD 2014-2023



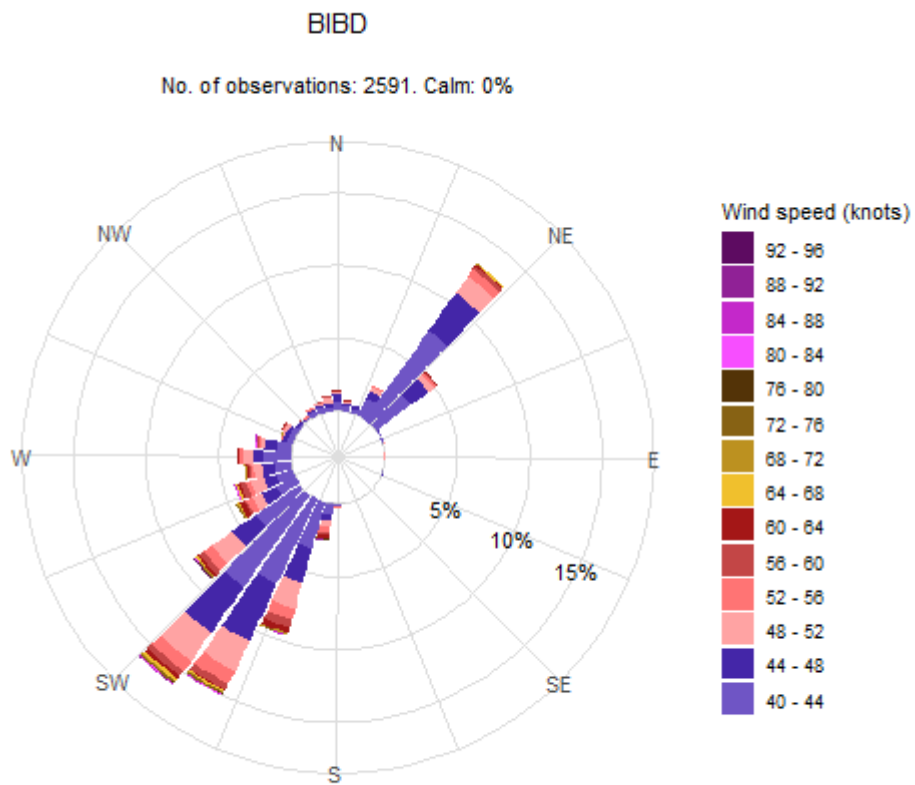
Icelandic Meteorological Office 25. okt. 2024

# WIND ROSE GUSTS BIBD 2014-2023



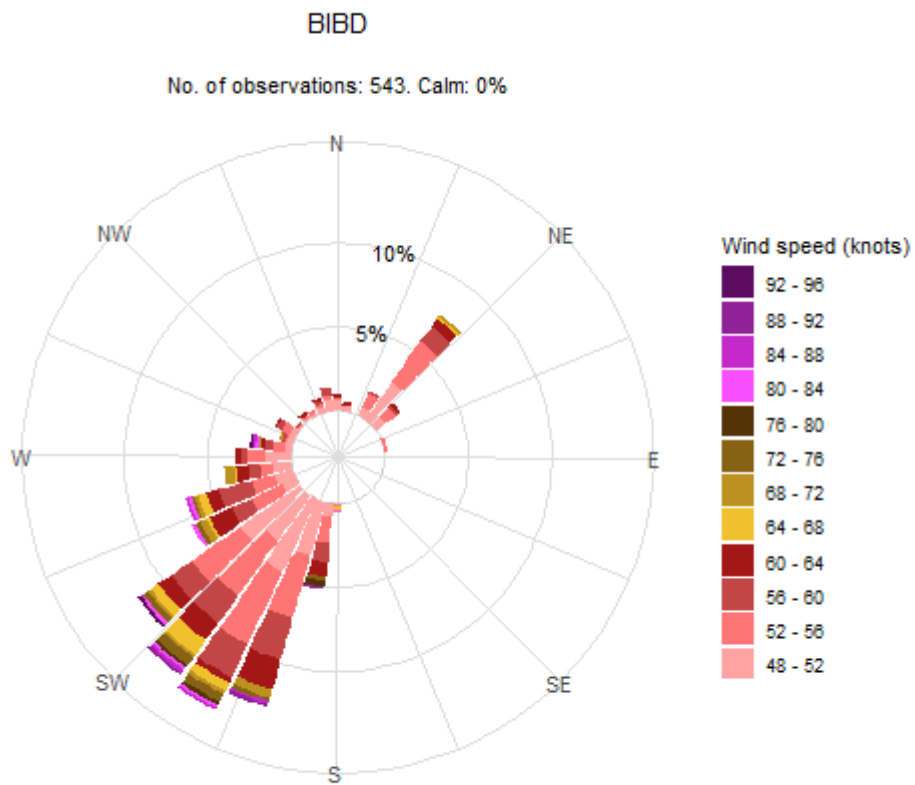
Icelandic Meteorological Office 25. okt. 2024

# WIND ROSE GUSTS EXCEEDING 40 KT BIBD 2014-2023



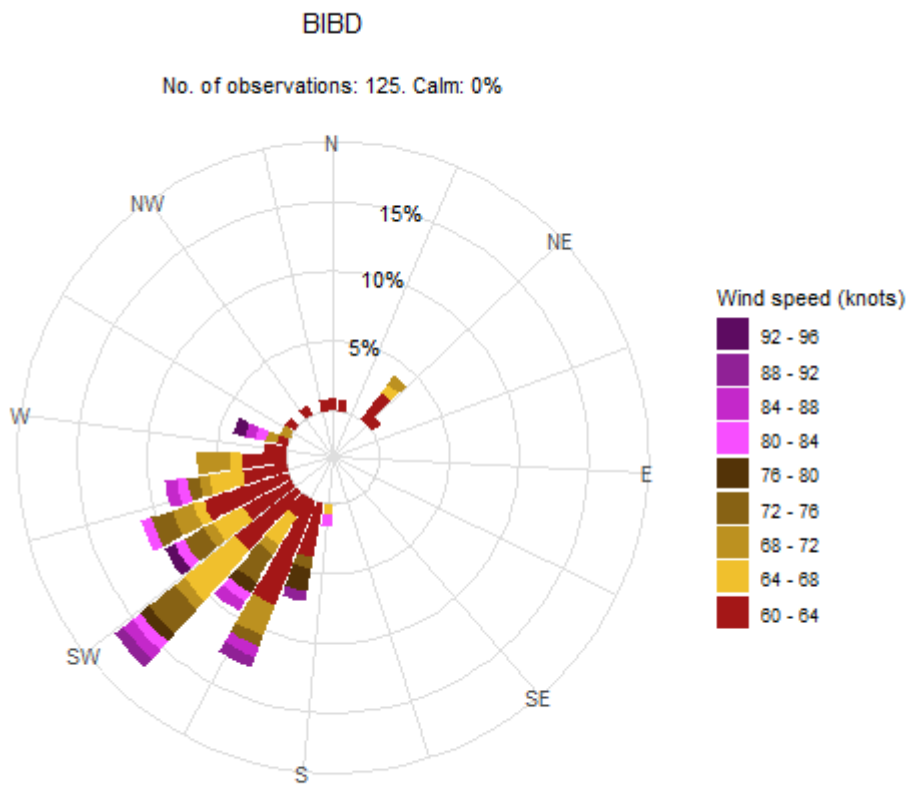
Icelandic Meteorological Office 25. okt. 2024

# WIND ROSE GUSTS EXCEEDING 50 KT BIBD 2014-2023



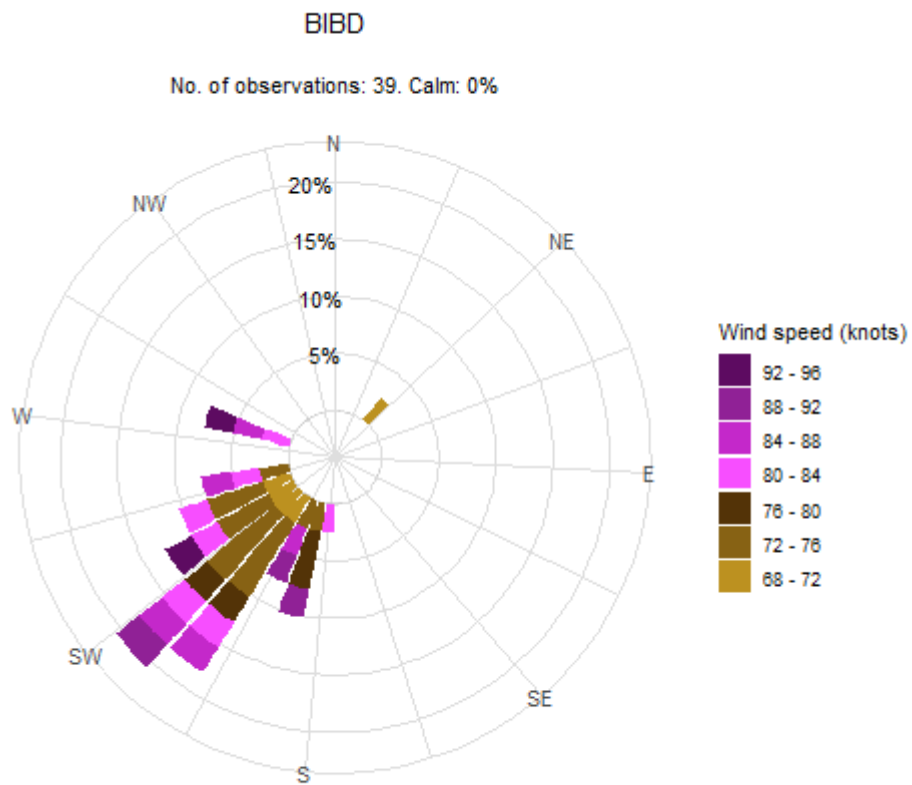
Icelandic Meteorological Office 25. okt. 2024

# WIND ROSE GUSTS EXCEEDING 60 KT BIBD 2014-2023



Icelandic Meteorological Office 25. okt. 2024

# WIND ROSE BIBD GUSTS EXCEEDING 70 KT 2014-2023



Icelandic Meteorological Office 25. okt. 2024